

# Automatic Lubrication Equipment Buyer's Guide



Fluid Handling Equipment for Industrial and Commercial Applications



Construction | Fleets and Transportation | Industrial | Mining | Energy | Agriculture

PROVEN QUALITY. LEADING TECHNOLOGY.



## **Go online at [www.graco.com/lubrication](http://www.graco.com/lubrication) for:**

- Literature
- Instruction Manuals
- Buyer's Guide
- Product Knowledge Exchange
- Distributor Locator
- What's New
- GEDI®

GEDI is the "Graco Extranet Distributor Information" area on our web site where distributors have access to up-to-the-minute pricing, product order and shipping status and order entry. Information is accessed by an account number and a confidential password.

## **To Find Your Nearest Authorized Graco Lubrication Equipment Distributor**

Call: **1-800-533-9655** *(toll free North America)*

Fax: **1-800-533-9656**

Literature Index | Service Manuals | Literature

# Table of Contents

---

Graco Pumps-at-a-Glance . . . . .	6
Mobile Equipment Kits – Yellow Iron Selector Tool . . . . .	7
Electric Pumps	
G-Mini® . . . . .	8-9
G1™ . . . . .	10-12
G3™ . . . . .	13-17
G-Series Pump Accessories . . . . .	18-20
Modu-Flo® . . . . .	21
LubeMaster® . . . . .	22-25
Miniature Meter-Flo® . . . . .	26-27
Meter-Flo® . . . . .	28
Injecto-Flo® EO-1 and EO-3 . . . . .	29
Injecto-Flo® II . . . . .	30-31
Thrif-T-Luber® . . . . .	32
Maxi-Flo™ . . . . .	33
Pneumatic Pumps	
LubePro™ . . . . .	34-35
Modu-Flo® . . . . .	36-37
E-Series™ . . . . .	38-39
MSA-10™ and MSA-100™ . . . . .	40
Injecto-Flo® AO-1 . . . . .	41
LubriSystem® . . . . .	42
Manual Pumps	
Manual Grease Gun . . . . .	43
PH Pump™ . . . . .	44
LubriSystem® . . . . .	45
Thrif-T-Luber® . . . . .	46
Mechanical Pumps	
LubeMaster® Ratchet Drive . . . . .	47
MLS Series™ . . . . .	48
Hydraulic Pumps	
Modu-Flo® . . . . .	49
Single Line Resistive Metering Devices	
Thrif-T-Luber® . . . . .	50
Single Line Parallel Metering Devices	
Piston Distributors . . . . .	51-53
LubriSystem® Injectors . . . . .	54-55
GL-32™ and GL-43™ Injectors . . . . .	56
GL-33™ and GL-42™ Injectors . . . . .	57-58
GL-1™ Injectors . . . . .	60-62
GL-11™ Injectors . . . . .	63
Series Progressive Metering Devices	
Compact Series Progressive (CSP) Valves . . . . .	64-65
Trabon® MD Mono Block Divider Valve . . . . .	66
Trabon® MJ Divider Valve . . . . .	67
Trabon® MSP Divider Valve . . . . .	68-72
Trabon® MSP Stainless Steel Divider Valve . . . . .	73-74
Manzel® MHH Divider Valve . . . . .	75-76
Trabon® MX Divider Valve . . . . .	77-78
Trabon® MXP Divider Valve . . . . .	79-80
Trabon® MGO Divider Valve . . . . .	81-82
Air Oil	
A/O Series™ Valves . . . . .	83
High Speed Spindl-Gard® Systems . . . . .	84-85



# Table of Contents

---

## General Accessories

Trabon® Spra-Control™ Valve . . . . .	86
Zone Valves . . . . .	87
Reset Indicators . . . . .	88
Automatic Relief Indicators . . . . .	89
Rupture Indicators . . . . .	90
Rupture to Atmosphere Indicators . . . . .	91
Magnetic Visual Indicators . . . . .	92
Proximity Switches . . . . .	93
Proximity Switch Cables . . . . .	94
Pressure Switches . . . . .	95
Broken Line Indicators . . . . .	96
Filters and Brushes . . . . .	97-98
Pressure Gauges and Check Valves . . . . .	99
Installation Accessories – Hose, Tubing, Fittings, and Mounting Hardware . . . . .	100-102
Fittings . . . . .	103

## Controllers

Graco Controllers-at-a-Glance . . . . .	104
GLC™ 2200 Controller . . . . .	105
GLC™ 4400 Controller . . . . .	106
GLC™ X Controller and Auto Lube™ App . . . . .	107-108
Solid State Timer . . . . .	109

## On-Road Mobile Lubrication

Electric Grease Jockey® Pump . . . . .	110-113
Electric Grease Jockey® Manifolds . . . . .	114
Electric Grease Jockey® Accessories . . . . .	115-117
Pneumatic Grease Jockey® . . . . .	118-120
Universal Trailer Lubrication Kits . . . . .	121
EZ Greaser® for Trucks and Trailers . . . . .	122

## Off-Road Mobile Lubrication

Dyna-Star® 10:1 Hydraulically Powered Pumps . . . . .	123-124
Dyna-Star® 5:1 and Fireball 300 50:1 . . . . .	124

## Lubrication Systems

Dyna-Star® HP and HF 24 VDC . . . . .	125-127
Compact Dyna-Star® Pumps . . . . .	128
Compact Dyna-Star® Pumps, GLC™ X Controller and Auto Lube™ App . . . . .	129

## Compressor Lubrication

Manzel® Model 25 Lubricator . . . . .	130-132
Manzel® MBL Box Lubricator . . . . .	133-136
Manzel® MBL Box Lubricator Accessories . . . . .	137
Manzel® MB Specialty Box Lubricators . . . . .	138
Manzel® GBL 7500 . . . . .	139
Manzel® DSL Box Lubricators and Pumps . . . . .	140-141
Model HP-15 High Pressure . . . . .	142
Model HP-50 High Pressure Lubricators . . . . .	143
Manzel® MVB Pumps . . . . .	144-145

## Compressor Lubrication Accessories

Manzel® Lube-Line Alert . . . . .	146
Pneumatic/Electric Lube Sentry Valve . . . . .	147
Balancing Valve . . . . .	148

Index . . . . .	149-158
-----------------	---------

# Graco Pumps-at-a-Glance

## Selecting the Right Pump is Easy!

Choose your pump based on the system metering device, power source and fluid type.



= Series Progressive



= Single Line Parallel



= Single Line Resistive

Graco Pump	Metering Device			Power Source						Fluid Type
	SP	SLP	SLR	AC	DC	Pneumatic	Hydraulic	Manual	Mechanical	
Dyna-Star®	•	•		•	•		•			Grease
E-Series™	•					•				Oil or grease
G-Mini®	•				•					Grease
G1™	•			•	•					Oil or grease
G3™	•	•		•	•					Oil or grease
Injecto-Flo®	•	•		•		•				Oil
Injecto-Flo® II		•		•						Oil or fluid grease
LubeMaster®	•			•	•				•	Oil or grease
LubePro™	•	•				•				Oil or grease
LubriSystem®		•				•		•		Oil or grease
Manual Grease Gun	•	•	•					•		Oil or grease
Maxi-Flo®	•		•	•						Oil
Meter-Flo®	•			•						Oil
Miniature Meter-Flo®	•		•	•						Oil
Modu-Flo®	•			•	•	•	•			Oil or grease
MSA™	•					•				Oil or grease
PH Pump	•							•		Oil or grease
Thrif-T Luber®			•	•				•		Oil

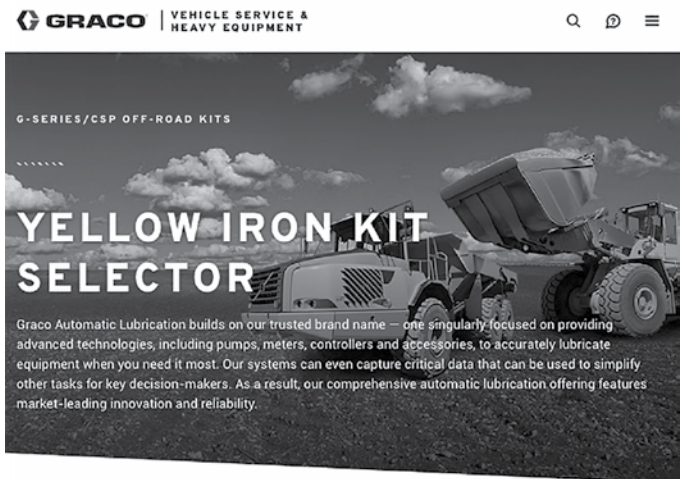

# Mobile Equipment Kits

## Yellow Iron Selector Tool



Graco mobile equipment kits provide the latest technology from Graco, including the G-Series pumps, solid-state proximity switches, CSP divider valves, and hoses and fittings. Each kit will include all of the components necessary for model-specific customizations.

In order to eliminate system design and streamline the sales process, we have created a quick-to-spec, quick-to-quote and quick-to-sell solution. Scan the QR code below or visit [www.graco.com/offroadselector](http://www.graco.com/offroadselector) to find an automatic lubrication kit for your piece of heavy equipment.



### THIS SELECTOR IDENTIFIES KITS AND THE INSTALLATION MANUAL.

**EQUIPMENT MANUFACTURER** Manufacturer Not Listed?

Please Select One

**EQUIPMENT TYPE**

Please Select One

**MODEL NUMBER** ⓘ

Please Select One

**SYSTEM MONITORING** ⓘ

Please Select One

**PUMP RESERVOIR SIZE** ⓘ

Please Select One

**PUMP CONTROL TYPE**

Please Select One

# Electric Pumps

## G-Mini® Compact Pumps

### Small size. Big value. Huge impact.

Make the most of your space, budget and machines. The new full-featured G-Mini offers reliable lubrication in a small footprint to fit more types of machines. Use it to simplify everyday maintenance, extend life cycles and optimize uptime. It's rugged and tough, perfect for handling the 24/7 rigors of any job, big or small. Best of all, it comes with a modest price tag – boosting your productivity and profitability.



#### ***Follower Plate and Stir Paddle***

This unique combination combats oil separation while ensuring the pump element "loading chamber" is always full.

#### ***Multiple Reservoir Options***

Comes in both 0.5 liter and 1 liter sizes.

#### ***Patent-Pending Heater Option***

Built-in heater option automatically turns on at 23°F (-5°C), allowing NLGI #2 grease to pump down to -40°F (-40°C).

#### ***Up to Two Pump Elements***

0.18 in<sup>3</sup>/min (3 cm<sup>3</sup>/min)  
4,100 psi (280 bar)

#### ***M12 Input***

M12 cycle or proximity switch input standard on all pumps with a controller.

#### ***Optional Controller***

**No Controller:** Pair with either an external controller or a PLC.

**Controller:** Easy-to-program controller can be utilized for both time-based and cycle-based systems and provides low-level alert and alarm.

#### ***5-Wire CPC Power Cable***

Multifunction cable supplies power to the pump, pairs with a remote manual run button, and provides low level or cycle fault output.

#### ***Rugged Construction***

Designed to withstand the harshest of environments; IP69K rated.

### Typical Applications

- Wind energy
- Industrial
- Off-road mobile equipment
- On-road mobile equipment

### Technical Specifications

Power source.....	12 VDC or 24 VDC
Fluids handled .....	Grease NLGI 000 to #2
System.....	Pump to point or series progressive
Operating temperature .....	-40°F to 158°F (-40°C to 70°C)
Reservoir size .....	0.5 L / 1 L
Control option .....	No control, controller (time or cycle)
Pump elements.....	Up to 2
Output pressure.....	4,100 psi (280 bar)
Pump output.....	0.18 in <sup>3</sup> /min (3 cm <sup>3</sup> /min)
Pump outlet.....	1/4-18 NPSF, mates with 1/4-18 NPT male fittings
Protection grade .....	IP69K
Instruction manual .....	3A6714

# Electric Pumps

## G-Mini® Compact Pumps

### Ordering Information

#### G-Mini Pumps

G-Mini pumps **do not** come with power cables. See Accessories below for power cable options.

Controller Option	Voltage	Reservoir Size	Heater	Part Number	Part Description
No Controller	12V	0.5L	No	25R809	0.5 Liter, 12 Volt G-Mini Pump
		1L	No	25R802	1 Liter, 12 Volt G-Mini Pump
	24V	0.5L	No	25R807	0.5 Liter, 24 Volt G-Mini Pump
		1L	No	25R800	1 Liter, 24 Volt G-Mini Pump
Controller	12V	0.5L	No	25R810	0.5 Liter, 12 Volt G-Mini Pump with Controller
			No	25R803	1 Liter, 12 Volt G-Mini Pump with Controller
		1L	Yes	25R806	1 Liter, 12 Volt G-Mini Pump with Controller and Heater
	24V	0.5L	No	25R808	0.5 Liter, 24 Volt G-Mini Pump with Controller
			No	25R801	1 Liter, 24 Volt G-Mini Pump with Controller
		1L	Yes	25R804	1 Liter, 24 Volt G-Mini Pump with Controller and Heater

#### Accessories

127783*	3-Wire CPC Power Cable
127780*	5-Wire CPC Power Cable
25C981	12V Manual Run Button (5-Wire CPC power cable required)
25C982	24V Manual Run Button (5-Wire CPC power cable required)
26C825	Direct Mount CSP Bracket (allows for drop-in replacement of competition)
26C826	Universal Mounting Bracket (allows for drop-in replacement of competition)
17L879	Graco CSP Solid State Proximity Switch (DC PNP)
17R703	1 ft Proximity Switch Cable, M12 female straight to M12 male straight cable
26A910	4,000 PSI Pressure Relief Kit (1/4 NPT to 1/8 NPT reducer bushing, 1/8 NPT branch T-fitting, 4,000 PSI Pressure Relief Valve)
25N827	Pump Element Kit (add a second pump element or replace existing)

\*G-Mini pumps do not come with power cables. Power cables needed for installation.


See the G-Series Pump Accessories section (pages 18-20) for additional G-Mini accessories.



25R802



25R803



26C825



26C826

# Electric Pumps

## G1™ Pumps

### Simple Solution. Sophisticated Results.

Choose the user-friendly Graco G1 Pump where you need a reliable, simple alternative to manual lubrication. Work smarter and get better productivity from your equipment and maintenance staff with G1 Series lubrication pumps.

### Features and Benefits

- Choice of 2, 4, or 8 liter reservoirs for oil or grease. Size to match your system needs.
- Connect to DC (12 or 24v) and AC (90-240v) power sources with CPC or DIN-style connectors for easy, no hassle installations
- Available with stirring paddle and wiper arm to keep material from separating. Optional follower plate ensures grease stays level for extreme angle installations.
- G1 comes with one pump element installed that reliably delivers lubricant when you need it
- G1 Standard™ has no internal controller for a low cost solution. G1 Plus™ has built-in on/off timer with optional low level feature that shuts down the pump when empty. Manual run initiates lube cycles on-demand with the option for remote control.

### Typical Applications

- On-Road Lubrication
- Off-Road Lubrication
- Series Progressive Lubrication

### Lubrication Used

- Oil
- NLGI #000 to NLGI #2

### Technical Specifications

Max Pressure . . . . .	5,100 psi (352 bar)
Power . . . . .	12 VDC, 24 VDC, 90-240 VAC
Operating Temperature . . . . .	-40°F to 158°F (-40°C to 70°C)
Reservoir Size . . . . .	.2, 4 or 8 liter
Maximum Run Time . . . . .	30 minutes
Control Options . . . . .	Standard or Plus
Output per Element /Min . . . . .	0.25 in <sup>3</sup> (4 cm <sup>3</sup> ) / min
IP Rating . . . . .	IP69K
Instruction Manual . . . . .	332316



G1 Standard



G1 Plus



# Electric Pumps

## G1™ Pumps and Accessories



### G1 Standard

Comes standard with no controller for use with separate or existing machine control for a low cost solution. Capable of sending a low level signal to your external controller or PLC with the low level option.

	Voltage	Reservoir Size			Wiper Arm	Follower Plate	External Low Level	Power Connection	
		2 liter	4 liter	8 liter					
Application	Grease	12 VDC	94G006	94G007	94G008	•		CPC	
			94G009	94G010	94G011	•		•	CPC
			94G079	–	–		•	•	CPC
		24 VDC	94G018	94G019	94G020	•			CPC
			94G021	94G022	94G023	•		•	CPC
			94G036	94G037	94G038	•			DIN
	90-240 VAC	94G039	94G040	94G041	•		•	DIN	
		94G063	94G064	94G065	•			DIN	
		94G066	94G067	94G068	•		•	DIN	
	Oil	24 VDC	94G069	94G070	94G071		•	•	DIN
			94G042	94G043	94G044				DIN
		90-240 VAC	94G045	94G046	94G047			•	DIN
94G072			94G073	94G074				DIN	
94G075			94G076	94G077			•	DIN	

### G1 Standard Power Cables (sold separately)

Part Number	Description	Length
127783	3 wire with CPC connector	15 ft (4.6 m)
16U790	DIN connector	15 ft (4.6 m)

# Electric Pumps

## G1™ Pumps and Accessories



### G1 Plus

Built-in controller with selectable pump on/pump off timer comes with local manual run and password protection. Optional low level sensing and shut-down available, as well as remote manual run when adding the 5 wire CPC cable and remote push button accessories.

	Voltage	Reservoir Size			Wiper Arm	Follower Plate	Remote Manual Run/Monitor Light*	Low Level	Power Connection	
		2 liter	4 liter	8 liter						
Application	Grease	12 VDC	94G000	94G001	94G002	•			5 Wire CPC	
			94G003	94G004	94G005	•		•	•	5 Wire CPC
			94G080	–	–	•				DIN
		24 VDC	94G012	94G013	94G014	•				5 Wire CPC
			94G015	94G016	94G017	•		•	•	5 Wire CPC
			94G024	94G025	94G026	•				DIN
	90-240 VAC	94G027	94G028	94G029	•			•	DIN	
		94G048	94G049	94G050	•				DIN	
		94G051	94G052	94G053	•			•	DIN	
	Oil	24 VDC	94G054	94G055	94G056		•		•	DIN
			94G030	94G031	94G032					DIN
		90-240 VAC	94G033	94G034	94G035				•	DIN
94G057			94G058	94G059					DIN	
94G060			94G061	94G062				•	DIN	
										DIN

\*Remote Manual Run and External Low Level indication require a 5 wire cable with CPC connector and a Remote Manual Run/Monitoring Light Device to provide external low level indication. Choose part number 571030 for 12 VDC pumps or 571031 for 24 VDC pumps.

### G1 Plus Power Cables (sold separately)

Part Number	Description	Length
127783	3 wire with CPC connector	15 ft (4.6 m)
127780	5 wire with CPC connector	15 ft (4.6 m)
127781	5 wire with CPC connector	20 ft (6.1 m)
127782	5 wire with CPC connector	30 ft (9.1 m)
16U790	DIN connector	15 ft (4.6 m)



# Electric Pumps

## G3™ Pumps

### Versatile Design Helps Solve Today's Lubrication Challenges

Temperature changes, changing grease types and challenging installation requirements are no problem for the G3 electric lubrication pump. With its flexible design, including adjustable pump elements and an ability to work with both injector-based and series progressive systems, G3 is a rugged, cost-effective pump designed to serve multiple markets and applications. The pump features three control choices, which means added flexibility for easy lube system set-up, operation and troubleshooting. The pump extends machinery life, reduces operating costs and increases productivity for usage in a wide variety of markets, including in-plant manufacturing, mobile and wind turbines.

### Features and Benefits

- Advanced flow dynamics – helps to prevent grease separation
- Load minimizing drive – for longer life
- Adjustable stroke pump – ensures a custom fit
- Five reservoir sizes to select from – provides a custom fit
- The most advanced user controls in its class – allows you to customize for your unique needs

### Typical Applications

- On-Road
- Off-Road
- In-Plant Machine and Conveyor Lubrication
- Wind Energy

### Lubrication Used

- Oil
- NLGI #000 to NLGI #2

### Technical Specifications

Max Pressure . . . . .	. . . . . 5,100 psi (352 bar)
Power . . . . .	. . . . . 12 VDC, 24 VDC, 90-240 VAC
Operating Temperature . . . . .	. . . . . -40°F to 158°F (-40°C to 70°C)
Reservoir Size . . . . .	. . . . . 2, 4, 8, 12 or 16 liter
Maximum Run Time . . . . .	. . . . . 30 minutes
Control Options . . . . .	. . . . . Standard, Pro or Max
Output per Element /Min . . . . .	. . . . . 0.12 in <sup>3</sup> , 0.18 in <sup>3</sup> , 0.25 in <sup>3</sup> (2 cm <sup>3</sup> , 3 cm <sup>3</sup> , 4 cm <sup>3</sup> )
Certifications/Ratings . . . . .	. . . . . CE, ETL*, IP69K
*Conforms to UL 73, certified to CSA 22.2 No 68-09	
Instruction Manual . . . . .	. . . . . Standard - 332291 / Pro - 332298 / SP - 3A4676 / Max - 332305

### G3 with Data Management System (DMS)

- Simple data transfer to your PC via USB flash drive for further analysis using Excel® or Notepad®
- Provides performance history for lube system events, such as cycle detection, error logs and allows a quick check of lubrication performance to meet your system requirements
- Preferred lube cycle program can be stored and transferred to other G3 pumps in your fleet for quick and accurate repeatability
- Provides you the comfort and security in knowing your pump is being properly maintained and your lube system is protecting your valuable asset



Standard Model



Pro Model



Max Model



# Electric Pumps

## G3™ Pumps



### G3 Standard

Comes standard with no controller for use with separate or existing machine control for a low cost solution. Some models capable of sending a low level signal to your external controller or PLC.

Application	Voltage	Reservoir Size					Wiper Arm	Follower Plate	External Low Level	Auto-Fill Shutoff	Power Connection
		2 liter	4 liter	8 liter	12 liter	16 liter					
Grease	12 VDC	96G000	96G038	96G039	–	–	•				CPC
		96G003	96G044	96G045	–	–	•		•		CPC
	24 VDC	96G001	96G040	96G041	96G171	96G172	•				CPC
		96G005	96G048	96G049	96G199	96G220	•		•		CPC
		96G239	96G238	96G198	–	–	•		• CPC		5 Wire CPC
		96G006	96G053	96G192	–	–		•	•		CPC
		96G182	96G184	96G189	96G240	96G241	•		• DIN		DIN
		96G243	96G204	96G205	–	–		•	• DIN		DIN
	90-240 VAC	96G002	96G042	96G043	–	–	•				DIN
		96G007	96G055	96G056	96G057	96G058	•		•		DIN
		–	–	–	–	96G237	•		•	•	DIN
		96G008	96G062	–	–	–		•	•		DIN
		–	96G202	–	–	–	•		• DIN		DIN
	Oil	24 VDC	96G050	96G051	96G052	–	96G258			•	
90-240 VAC		96G059	96G060	96G061	–	–			•		DIN



### G3 Pro

Built-in controller with selectable pump on/pump off timer comes with local manual run and password protection with pre-lube function to initiate lube cycle on start-up. Optional low level sensing, warning and shut-down alarm available as well as remote manual run.

Application	Voltage	Reservoir Size					M12 Connection for Remote*	Wiper Arm	Follower Plate	Low Level	Power Connection
		2 liter	4 liter	8 liter	12 liter	16 liter					
Grease	12 VDC	96G027	96G135	96G136	–	–		•			CPC
		96G033	96G147	96G148	–	–		•		•	5 Wire CPC**
	24 VDC	96G028	96G137	96G138	–	–		•			CPC
		96G011	96G068	96G069	96G247	–	•	•		•	CPC
		96G012	96G073	–	–	–	•		•	•	CPC
		96G034	96G149	96G150	96G163	96G167		•		•	5 Wire CPC**
		–	96G196	–	–	–		•			DIN
		–	–	96G194	–	–			•	•	5 Wire CPC**
	90-240 VAC	96G029	96G139	96G140	–	–		•			DIN
		96G013	96G075	96G076	96G077	96G078		•		•	DIN
96G014		96G082	–	–	–			•	•	DIN	
Oil	24 VDC	96G070	96G071	96G072	–	–	•			•	CPC
	90-240 VAC	96G079	96G080	96G081	–	–				•	DIN

\*G3 Pro pumps with the M12 connection for Remote Manual Run/Monitoring Light use the kit with the connecting cable to provide external low level indication. Choose part number 571032 for 12 VDC pumps or 571033 for 24 VDC and AC pumps.

\*\*G3 Pro pumps with the 5 Wire CPC power connection are compatible with a Remote Manual Run/Monitoring Light Device to provide external low level indication. Choose part number 571030 for 12 VDC pumps or 571031 for 24 VDC pumps.

# Electric Pumps

## G3™ Pumps



### G3 SP (Series Progressive)

The G3 SP (Series Progressive) combines the robust, proven design of our G-Series pumps with simple programming and valuable system feedback. The only programming requirements are number of cycles and off time between lube events.

Application	Voltage	Reservoir Size				Wiper Arm	Low Level	Power Connection
		2 liter	4 liter	8 liter	12 liter			
Grease	12 VDC	96G221	96G222	–	–	•	•	5 Wire CPC†
	24 VDC	96G223	96G224	96G225	96G226	•	•	5 Wire CPC†
	90-240 VAC	96G227	96G228	–	–	•		DIN

Note: G3 SP pumps for use in series progressive systems only and require proximity switch with M12 connection.



### G3 Max

Built-in controller with selectable pump on/pump off timer has low level warning and shut-down alarm or set up faults to an external alarm. Comes with manual run and password protection with pre-lube function to initiate lube cycle on start-up. Mix and match up to three cycle and pressure switches for custom installations and feedback. Machine count input is ideally suited for inconsistently used equipment. Optional Data Management System™ (DMS) uses a common USB port to quickly configure, store and transfer error log history to Excel® or Notepad® for longer equipment life and performance.

Application	Voltage	Reservoir Size					Number of Cycle/Pressure Input	Machine Count	Vent Valve Output*	DIN Alarm Output**	M12 Connection for Remote***	Wiper Arm	Follower Plate	Low Level	Power Connection	
		2 liter	4 liter	8 liter	12 liter	16 liter										
Grease	12 VDC	96G030	96G141	96G142	–	–	1					•		•	CPC	
		96G021	96G096	96G097	–	–	1-3	•	•	•	•	•		•	DIN	
		96G035	96G151	96G152	–	–	1		•			•			5 Wire CPC†	
		–	96G159	–	–	–	1	•				•			5 Wire CPC†	
	24 VDC	96G031	96G143	96G144	–	–	1					•		•	CPC	
		96G017	96G088	96G089	–	–	1		•		•	•		•	CPC	
		96G018	96G090	–	–	–	1		•		•		•	•	CPC	
		96G036	96G155	96G156	96G164	96G168	1		•			•			5 Wire CPC†	
		96G023	96G103	96G104	96G105	96G106	1-3	•	•	•	•	•		•	DIN	
		96G024	96G113	–	–	–	1-3	•	•	•	•		•	•	DIN	
		96G178	–	–	–	–	1			•		•		•	DIN	
		–	96G160	96G177	–	–	1	•				•			5 Wire CPC†	
	90-240 VAC	96G032	96G145	96G146	–	–	1					•		•	DIN	
		96G019	96G092	96G093	–	96G166	1		•			•		•	DIN	
		96G020	96G094	–	–	–	1		•				•	•	DIN	
		96G025	96G118	96G119	96G120	96G121	1-3	•	•	•	•	•		•	DIN	
		96G026	96G128	96G197	–	–	1-3	•	•	•	•		•	•	DIN	
		96G037	96G183	–	–	–	1			•		•		•	DIN	
	Oil	24 VDC	96G107	96G108	96G109	–	–	1-3	•	•	•	•			•	DIN
		90-240 VAC	96G122	96G123	96G124	–	–	1-3	•	•	•	•			•	DIN

\*If not connected, use part number 16T854 to cover the Vent Valve Output and maintain IP69K rating.

\*\*The DIN Alarm Output is a dry contact relay which opens or closes when a fault is detected. This relay acts as a switch but supplies no power. It requires external power to energize the circuit when closed. If not connected, use part number 24P731 to cover the DIN connector and maintain IP69K rating.

\*\*\*G3 Max pumps with the M12 connection for Remote Manual Run/Monitoring Light use the kit with the connecting cable to provide external fault indication. Choose part number 571032 for 12 VDC pumps or 571033 for 24 VDC and AC pumps.

†G3 Max and SP pumps with the 5 Wire CPC power connection are compatible with a Remote Manual Run/Monitoring Light Device to provide external fault indication. Choose part number 571030 for 12 VDC pumps or 571031 for 24 VDC pumps.

# Electric Pumps

## G3™ Pumps

### G3 Max with Data Management System

	Voltage	Reservoir Size					Number of Cycle/ Pressure Input	Machine Count	Vent Valve Output*	DIN Alarm Output**	M12 Connection for Remote***	Wiper Arm	Follower Plate	Low Level	Power Connection	
		2 liter	4 liter	8 liter	12 liter	16 liter										
Application	Grease	12 VDC	-	96G161	-	-	-	1	•						DIN	
			-	96G153	-	-	-	1		•					5 Wire CPC†	
			96G098	96G099	96G100	-	96G252	1-2	•	•	•	•	•		•	DIN
			-	-	96G154	-	-	1		•						5 Wire CPC†
		24 VDC	96G110	96G111	96G112	-	-	1-2	•	•	•	•	•		•	DIN
			96G115	96G116	-	-	-	1-2	•	•	•	•		•	•	DIN
			-	96G162	-	-	-	1	•					•		5 Wire CPC†
			-	96G157	96G158	96G165	96G169	1		•				•		5 Wire CPC†
	90-240 VAC	96G125	96G126	96G127	-	96G235	1-2	•	•	•	•	•		•	DIN	
		96G132	96G133	-	-	-	1-2	•	•	•	•		•	•	DIN	
	Oil	12 VDC	-	-	-	96G186	-	1	•					•	5 Wire CPC†	
		24 VDC	-	96G188	96G195	-	-	1	•					•	5 Wire CPC†	
			96G190	-	-	-	-	1-2	•	•	•	•	•		•	DIN
			90-240 VAC	96G174	96G175	96G176	-	96G201	1-2	•	•	•	•		•	DIN

\*If not connected, use part number 16T854 to cover the Vent Valve Output and maintain IP69K rating.

\*\*The DIN Alarm Output is a dry contact relay which opens or closes when a fault is detected. This relay acts as a switch but supplies no power. It requires external power to energize the circuit when closed. If not connected, use part number 24P731 to cover the DIN connector and maintain IP69K rating.

\*\*\*G3 Max pumps with the M12 connection for Remote Manual Run/Monitoring Light use the kit with the connecting cable to provide external fault indication. Choose part number 571032 for 12 VDC pumps or 571033 for 24 VDC and AC pumps.

†G3 Max pumps with the 5 Wire CPC power connection are compatible with a Remote Manual Run/Monitoring Light Device to provide external fault indication. Choose part number 571030 for 12 VDC pumps or 571031 for 24 VDC pumps.

# Electric Pumps

## G3™ Pumps



### G3 Pumps with Auto-Fill Shutoff

Versatile line of G3 Pumps (Standard, Pro, and Max) offered with a factory installed Auto-Fill Shutoff (AFSO). The AFSO feature automatically shuts off lubricant flow from a fill pump to the G3 reservoir once the G3 reservoir is full. The G3 AFSO is based on the same design concept as the Auto-Fill Shutoff offered in conjunction with the robust Electric Dyna-Star product line. Eliminate the need to climb up on equipment to refill an empty reservoir by adding Remote Fill Manifold 77X542 to your system at ground level.

### Features and Benefits

- Eliminates Over- or Under-Filling
  - Completely fill the reservoir every time while avoiding costly spills
  - Does not require power to operate
  - Complies with stringent mining regulations where a system must be powered down during fluid refilling
  - Compatible with fast-fill-equipped lubrication trucks
  - Reservoir Full Visual Indication
  - Valve Plate activates a poppet valve, which cuts off grease flow into the reservoir
- Reservoir Full Visual Indication
  - Valve Plate activates a poppet valve, which cuts off grease flow into the reservoir
  - Poppet indicator can incorporate a signal switch for ground level monitoring

	Voltage	G3 Model	Reservoir Size		Number of Cycle/ Pressure Input	Vent Valve Output*	Wiper Arm	Low Level	Power Connection
			4 liter	8 liter					
Application Grease	24 VDC	Standard	96G210	96G213			•	• DIN	DIN
			–	96G217			•	•	5 Wire CPC**
		Pro	96G211	96G214			•	•	5 Wire CPC†
	Max	96G212	96G215	1	•	•	•	5 Wire CPC†	
	90-240 VAC	Standard	–	96G207			•	•	DIN
		Pro	–	96G208			•	•	DIN
Max		–	96G209	1	•	•	•	DIN	

\*If not connected, use part number 16T854 to cover the Vent Valve Output and maintain IP69K rating.

\*\*Low level in CPC.

†G3 Pro and Max pumps with the 5 Wire CPC power connection are compatible with a Remote Manual Run/Monitoring Light Device to provide external fault indication. Choose part number 571030 for 12 VDC pumps or 571031 for 24 VDC pumps.

### G3 Auto-Fill Shutoff Field Conversion Kits

571286	G3 AFSO 4L Field Conversion Kit
571287	G3 AFSO 8L Field Conversion Kit
571288	G3 AFSO 12L Field Conversion Kit
571289	G3 AFSO 16L Field Conversion Kit



571287

# Electric Pumps

## G-Series Pump Packages and Accessories

### Ordering Information

G3 Injector Pump Pre-assembled Modules	8 Liter	16 Liter
G3 Injector Pump Pre-assembled Module: 24V, Max, 5 Pin CPC (Alarm, Manual Run, Low Level in the CPC), 2 Pump Elements, Union Kit, Vent Valve, Pressure Switch, Pressure Gage.	17J999	17N926

G3 and G1 Accessories	
571041	G1/G3 Pump element – same adjustability as the pump included with G3 pumps.
24V837	Food and Beverage Upgrade Kit – contains pump element, stainless zerk fitting, and stainless reservoir plugs.



G3 Pump Output Union Kits – pump element(s) sold separately.		
Three (3) Pumps	Two (2) Pumps – Left and Right	Description
571026	571063	For systems without a direct-mount vent valve installed on the first pump outlet.
24P295	24P296	For systems with a direct-mount vent valve installed on the first pump outlet.

Each G3 includes one pump element when it ships. Add one or two more (p/n 571041) and the appropriate union kit if needed for your application.

Relief valve options for G-series pumps		
Outlet Thread		Description
NPT	BSPB	
571028*	571071	Adjustable return-to-reservoir pressure relief kit – 500 to 3,500 psi (35 to 241 bar).
556420	n/a	Male run tee – 1/4 NPT, use with 571028 kit to increase pressure limit to 5,000 psi.
26C030	26C176	Pressure relief to atmosphere kit – 5,000 psi (345 bar).
26A910*	n/a	Pressure relief to atmosphere kit – 4,000 psi (276 bar).
115122*	n/a	Pressure relief to atmosphere valve – 1/8 in NPT male, 4,000 psi (276 bar).
571058*	571070	Pressure relief-to-atmosphere kit – requires one of the following six pressure relief valves:
	563156*	Pressure relief valve – 750 psi (52 bar)
	563157*	Pressure relief valve – 1,000 psi (69 bar)
	563158*	Pressure relief valve – 1,500 psi (103 bar)
	563159*	Pressure relief valve – 2,000 psi (138 bar)
	563160*	Pressure relief valve – 2,500 psi (172 bar)
	563161*	Pressure relief valve – 3,000 psi (207 bar)



571028

\*Acceptable for use with G-Mini pumps.

G1/G3 Remote Manual Run/Monitoring Lights		
12 VDC	24 VDC*	M12 Cable included?
571030	571031	No. Use with CPC-5 power cables.
571032	571033	Yes. 16.5 ft (5 m). Use with pumps that have M12 input for manual run.

\*24 VDC is also used with AC powered G-Series pumps.

G1/G3 Mounting Bracket Options	
125910	G3 pump mounting L-bracket
571159	G3 reservoir support bracket for mobile installations – secures 12 and 16 liter reservoirs.
132187	G-Series isolation kit (vibration damper)



571255

G1/G3 Protective Front Cover Kits	
571036	Black
571255	Clear
24Z962	Clear with cutouts for Reset and Manual Run buttons



571033

Grease Pressure Gauges – stainless steel case, liquid filled (glycerine), 0-5,000 PSI (0-350 bar).			
Part Number	Thread	Mount	Suggested Use
126005	1/4 NPT brass	Back	Vent valve gauge port
102814	1/4 NPT brass	Bottom	Tee into pump outlet with p/n 556420

# Electric Pumps

## G-Series Pump Packages and Accessories

### G1/G3 Reservoir Filling Accessories

24M644*	High capacity fill coupler with quick disconnect and dust cover
121474*	Female coupler – mates to 24M644 fill stud and 77X542 remote fill manifold.
247886*	Manual pump – fits 5 gallon or 35 pound pail. Includes 121474 coupler.
571162	Manual hand pump – use with grease cartridges. Installs into alternate pump element port. (G3 only. Not recommended for pumps with follower plates or three-pump union kits.)
571167	Manual hand pump adaptor – for use with 571162 fill pump to protect threads in pump base.
571064*	Cold temperature fill relief kit – prevents over-pressurizing when filling in cold temperatures.
77X542	Remote-fill port manifold with vent – for use with reservoirs that have AFSO.
26C029	G1/G3 oil reservoir fill cap lanyard

\*Acceptable for use with G-Mini pumps.

### Refill Pump Kits – each kit includes 121474 coupler.

247886	Manual hand pump for 35 lb pail
26A319	Fireball 225 120 lb keg. Includes cart for keg.
26A320	Fireball 225 400 lb barrel. Includes cart for barrel.

### Solar Power Accessories – for use with 12 VDC pumps.

26C432	Solar battery box with terminal strip
26C433	Solar Panel Kit. Includes battery box with terminal strip (26C432), solar panel and mounting hardware.
B32073	Solar panel base anchor kit
B32790	Solar panel stand kit – 3 ft (0.9 m) for 50-180W panels
B32793	Solar panel stand kit – 6 ft (1.8 m) for 50-180W panels
B32739	Solar panel A-frame stand kit

### G3 Pump Enclosure Kits

Ideal for fracturing equipment lubrication, these kits contain a G3 pump, valve assemblies, durable enclosure and mounting assemblies.


132090	Triplex, 12V, G3 Pro
132091	Triplex, 24V, G3 Pro
132154	Triplex, 24V, G3 Standard
132092	Quintuplex, 12V, G3 Pro
132093	Quintuplex, 24V, G3 Pro
132155	Quintuplex, 24V, G3 Standard
132089	Standalone enclosure with G3/MSP mounting panel
132188	G3/MSP mounting panel
132163	Isolator kit



121474



571162



77X542



132155

## G3 Input Sensors Ordering Information

### Machine Count Sensors

17J939	G3 machine count inductive sensor – 12-24 VDC. NPN normally open, M12 male, 5mm sensing distance.
557781	"Microswitch" dry contact limit switch – AC/DC. Can be wired N.O. or N.C. Use with cable 124300 and cord grip 260067.

**Pressure Switches** – use to read pressure in an injector-based system. After injectors dispense, controller or G3 Max will trigger pump shut down and vent.

Part Number	Voltage and Switch Type	Pressure Setting Range	Porting	Electrical Connector	Notes
24N181	AC/DC, Dry Contact	580 to 5,800 psi (40 to 400 bar)	1/4 NPT female	DIN connector (included)	Designed specifically for grease. Includes DIN connector – just add 124300 to connect to G3 Max.
24K414	10-32 VDC, PNP	set: 290 to 580 PSI (20 to 40 bar) reset: 175 to 5,685 PSI (12 to 392 bar)	1/4 NPT male	M12 male	Dual pressure setting adjustments. M12 connection makes it easy to wire to a G3 Max.

For more pressure switch options and more details, see page 95.

**Solid State Proximity Switches** – use with Series Progressive Divider Valves to count cycles.

Part Number	Voltage and Switch Type	Divider Valve	Thread	Electrical Connector
17L983	10-36 VDC, PNP	MSP and MHH	7/16-20	M12 male
17L879	10-36 VDC, PNP	CSP	M11	M12 male



17L983



# Electric Pumps

## G-Series Pump Packages and Accessories

**Cables for Solid State Proximity Switches** – use with a G3 Max or G3 SP when connecting directly to the pump, when LED cycle indication is required.

Part Number	Prox switch connection	2nd connection	Length	Notes
25M602	M12 female, straight	Flying leads	16.5 ft (5 m)	PNP switch with NPN LED - requires 124594
25M603	M12 female, straight	M12 male, straight	16.5 ft (5 m)	PNP switch with NPN LED

For more proximity switch and cable options, and more details, see Proximity Switches section on pages 93-94.

**Other wiring accessories for G-series pumps** – use with a G3 Max, G3 SP or G-Mini when connecting directly to the pump, when LED cycle indication is not required.

Part Number	1st connection	2nd connection	Length	Notes
126331	M12 female, straight	Flying leads	16.5 ft (5 m)	Requires 124594 when used with G3 Max/SP or G-Mini
124300	M12 male, straight	Flying leads	16.5 ft (5 m)	Accessory cable – add 124301 when connecting to an M12 sensor.
124333	M12 female, straight	M12 male, straight	16.5 ft (5 m)	Accessory cable
124301	M12 female, straight	n/a	n/a	Connector for 6-8 mm cable
124594	M12 male, straight	n/a	n/a	Connector for 6-8 mm cable
124595	M12 male, straight	n/a	n/a	Connector for 8-11 mm cable
124640	DIN female	Flying leads	6.6 ft (2 m)	Output cable for DIN alarm relay (G3 Max)
127123	DIN female	n/a	n/a	Field wireable DIN connector
24P731	DIN power/alarm cover	n/a	n/a	With gasket and screw, IP69K rated
16T854	Vent valve output cover	n/a	n/a	With o-ring, IP69K rated – use with G3 Max pumps that have the VV connector but no VV cable installed

### Vent Valve Ordering Information

#### Direct-Mount Vent Valves for G3 Pumps

G3 pump vent valve kits include adjustable pressure relief, 500-3,500 psi (35-241 bar), and mount directly to a G3 pump.

#### Normally Closed Vent Valves for use with G3 Max pumps

Voltage	NPT version	BSPP version	Power cable
12 VDC	571169	571171	Included
24 VDC	571170	571172	Included
AC pumps	571170	571172	Included

G3 Max AC pumps are 24 VDC internally, so they use 24 VDC accessories, including the vent valve and pressure sensors.

#### Normally Open Vent Valves for use with G3 Standard pumps

Voltage	NPT version	BSPP version	Power cable
12 VDC	24M478	24M481	24N402
24 VDC	24M479	24M482	24N402
115 VAC	24M480	24M483	16U790*
230 VAC	24N182	24M484	16U790*

\*24N351 is alternative patch cable which connects directly to DIN power connection.

#### Accessories for G3 Standard Systems

24N402	Vent valve power cable – normally open, 12 or 24 VDC valve, Deutsch connector, 6 feet
16U790	Vent valve power cable – normally open, 115 or 230 VAC valve, DIN connector, 15 feet
24N351	Save installation time and money without the need for additional cabling. Patch cable connects vent valves with DIN connection directly to the DIN Pump Power connector.



24M480



24N351



# Electric Pumps

## Modu-Flo®

### Highly Configurable Pump Solution For Nearly Any Application

The Modu-Flo system is ideal for applications where minimizing downtime is critical. Customizing is easy—just mix and match pumps, reservoirs and manifolds in any configuration to meet most applications. Replace the pump or reservoir, without disconnecting lubrication lines. Electric pumps available for use with AC or DC supply voltage make Modu-Flo the right solution for any automated electric lubrication system.

- Modular system design allows configurations to work in all applications
- Easy to standardize on components and reduce inventory
- Adjustable pump output for fast, convenient customizing

### Typical Applications

- Presses and other in plant machines

### Lubrication Used

- Oil and Grease up to NLGI #2

### Technical Specifications

Output per Stroke . . . . .	0.024 in <sup>3</sup> (0.4 cm <sup>3</sup> )
Motor . . . . .	24 VDC, 115 VAC
Max Output per Minute . . . . .	24 VDC - 0.29 in <sup>3</sup> (4.7 cm <sup>3</sup> )
. . . . .	115 VAC - 0.58 in <sup>3</sup> (9.5 cm <sup>3</sup> )
Max Operating Pressure . . . . .	2,500 psi (172 bar)
Max Run Time . . . . .	4 Minutes
Operating Temp . . . . .	20°F to 140°F (-7°C to 60°C)
Operating Environment . . . . .	24 VDC - Inside/Outside, 115 VAC - Inside Only

### Ordering Information

Modu-Flo Pumps	
563356	24 VDC motor, 20 ft connector cable
563346	115 VAC motor, 20 ft connector cable
563333	Pump-to-reservoir manifold, NPT, liquid filled gauge, fill check, outlet check, blowout
563329	Pump-to-reservoir manifold, NPT, w/out hardware or fittings
563355	Pump-to-reservoir manifold, SAE, dry gauge, fill check, outlet check, blowout
563357	Pump-to-reservoir manifold, BSPP, dry gauge, fill check, outlet check, blowout
563324	Pump-to-reservoir manifold, NPT, dry gauge, fill check, outlet check, blowout
563331	Pump-to-reservoir manifold, NPT, dry gauge, fill check, outlet check, tubed blowout
Modu-Flo Spare Parts	
563137	20 ft connector cable for 24 VDC
256778	Modu-Flo pump repair kit
557287	24 VDC gear motor
557285	115 VAC gear motor

See pneumatic Modu-Flo section for a complete list of configurable parts.

For new applications, consider a G3 Pump instead.



Modu-Flo pump shown with grease reservoir

# Electric Pumps

## LubeMaster®

### Built For Severe-duty Environments

The LubeMaster is a rugged pump package designed for demanding applications. The adjustable output and anti-friction drive bearings make it both reliable and efficient. Rugged cast aluminum main body and heavy-duty internal components deliver consistent performance in harsh applications. With several reservoir choices and accessories to choose from, the LubeMaster pump can be easily customized to meet virtually all application needs.

### Typical Applications

- Cement plants, paper processing, steel mills and other harsh environments

### Typical Fluids Used

- Oil
- Grease up to NLGI #2

### Technical Specifications

Cycle Rate	1-175 Strokes per minute
Output Volume per Minute	0.01-8.62 in <sup>3</sup> (0.16-143.41 cm <sup>3</sup> )
Max Output Pressure	5,000 psi (340 bar)
Material	Plastic or Metal, Cylindrical
Reservoir Size	Oil - 12 pint, 20 pint, Grease - 12 lb, 20 lb
Motor	115/230 VAC, 230/460 VAC



LM5111

### Ordering Information

LubeMaster Pumps	
LM1115	12 pt Plastic Oil Reservoir (562892), 12 pt Oil Low Level, SPST, 10 watts (563015)
LM1552	12 pt Plastic Oil Reservoir (562892), Floor-Mounting 60:1 Reduction (563389), Outlet (1/2 HP, 230/460 VAC, 3-Phase, 60 Hz, 1,140 rpm) (557273), Low Level Switch (12 pt Oil, SPDT, 15 amps) (563316)
LM1635	12 pt Plastic Oil Reservoir (562892), Wall-Mounting 60:1 Reduction (563387), Outlet (1/2 HP, 230/460 VAC, 3-Phase, 60 Hz, 1,725 rpm) (557270), 12 pt Oil Low Level, SPST, 10 watts (563015)
LM2323	20 pt Plastic Oil Reservoir (562893), Floor-Mounting 10:1 Reduction (563388), Outlet (1/2 HP, 115/230 VAC, Single Phase, 60 Hz, 1,725 rpm) (557271), Low Level Switch (20 pt Oil, SPDT, 15 amps) (563317)
LM2331	20 pt Plastic Oil Reservoir (562893), Floor-Mounting 10:1 Reduction (563388), Outlet (1/2 HP, 230/460 VAC, 3-Phase, 60 Hz, 1,725 rpm) (557270)
LM2533	20 pt Plastic Oil Reservoir (562893), Floor-Mounting 60:1 Reduction (563388), Outlet (1/2 HP, 230/460 VAC, 3-Phase, 60 Hz, 1,725 rpm) (557270), Low Level Switch (20 pt Oil, SPDT, 15 amps) (563317)
LM3131	12 pt Metal Oil Reservoir (562894), Outlet (1/2 HP, 230/460 VAC, 3-Phase, 60 Hz, 1,725 rpm) (557270)
LM4311	20 pt Metal Oil Reservoir (562895), Floor-Mounting 10:1 Reduction (563388)
LM4451	20 pt Metal Oil Reservoir (562895), Wall-Mounting 10:1 Reduction (563386), Outlet (1/2 HP, 230/460 VAC, 3-Phase, 60 Hz, 1,140 rpm) (557273)
LM4523	20 pt Metal Oil Reservoir (562895), Floor-Mounting 60:1 Reduction (563389), Outlet (1/2 HP, 115/230 VAC, Single Phase, 60 Hz, 1,725 rpm) (557271), Low Level Switch (20 pt Oil, SPDT, 15 amps) (563317)
LM4533	20 pt Metal Oil Reservoir (562895), Floor-Mounting 60:1 Reduction (563389), Outlet (1/2 HP, 230/460 VAC, 3-Phase, 60 Hz, 1,725 rpm) (557270), Low Level Switch (20 pt Oil, SPDT, 15 amps) (563317)

LM5111	12 lb Plastic Grease Reservoir (562896)
LM5114	12 lb Plastic Grease Reservoir (562896), Low Level Switch (12 lb and 20 lb Grease, SPDT) (563322)
LM5311	12 lb Plastic Grease Reservoir (562896), Floor-Mounting 10:1 Reduction (563388)
LM5324	12 lb Plastic Grease Reservoir (562896), Floor-Mounting 10:1 Reduction (563388), Outlet (1/2 HP, 115/230 VAC, single phase, 60 Hz, 1,725 rpm) (557271), Low Level Switch (12 lb and 20 lb Grease, SPDT) (563322)
LM5331	12 lb Plastic Grease Reservoir (562896), Floor-Mounting 10:1 Reduction (563388), Outlet (1/2 HP, 230/460 VAC, 3-Phase, 60 Hz, 1,725 rpm) (557270)
LM5334	12 lb Plastic Grease Reservoir (562896), Floor-Mounting 10:1 Reduction (563388), Outlet (1/2 HP, 230/460 VAC, 3-Phase, 60 Hz, 1,725 rpm) (557270), Low Level Switch (12 lb and 20 lb Grease, SPDT) (563322)
LM5514	12 lb Plastic Grease Reservoir (562896), Floor-Mounting 60:1 Reduction (563389), Low Level Switch (12 lb and 20 lb Grease, SPDT) (563322)
LM5521	12 lb Plastic Grease Reservoir (562896), Wall-Mounting 10:1 Reduction (563386), Outlet (1/2 HP, 115/230 VAC, 3-Phase, 60 Hz, 1,725 rpm) (557271)
LM5534	12 lb Plastic Grease Reservoir (562896), Floor-Mounting 60:1 Reduction (563389), Outlet (1/2 HP, 230/460 VAC, 3-Phase, 60 Hz, 1,725 rpm) (557270), Low Level Switch (12 lb and 20 lb Grease, SPDT) (563322)
LM5544	12 lb Plastic Grease Reservoir (562896), Floor-Mounting 60:1 Reduction (563389), Outlet (1/2 HP, 115/230 VAC, Single Phase, 60 Hz, 1,140 rpm) (557272), Low Level Switch (12 lb and 20 lb Grease, SPDT) (563322)
LM5644	12 lb Plastic Grease Reservoir (562896), Wall-Mounting 60:1 Reduction (563387), Outlet (1/2 HP, 115/230 VAC, Single Phase, 60 Hz, 1,140 rpm) (567272), Low Level Switch (12 lb and 20 lb Grease, SPDT) (563322)

# Electric Pumps

LubeMaster®

## Ordering Information

LubeMaster Pumps	
LM6211	20 lb Plastic Grease Reservoir (562897), Clutch Drive (563383)
LM6311	20 lb Plastic Grease Reservoir (562897), Floor-Mounting 10:1 Reduction (563388)
LM6314	20 lb Plastic Grease Reservoir (562897), Floor-Mounting 10:1 Reduction (563388), Low Level Switch (12 lb and 20 lb Grease, SPDT) (563322)
LM6334	20 lb Plastic Grease Reservoir (562897), Floor-Mounting 10:1 Reduction (563388), Outlet (1/2 HP, 230/460 VAC, 3-Phase, 60 Hz, 1,725 rpm) (557270), Low Level Switch (12 lb and 20 lb Grease, SPDT) (563322)
LM6344	20 lb Plastic Grease Reservoir (562897), Floor-Mounting 10:1 Reduction (563388), Outlet (1/2 HP, 115/230 VAC, Single Phase, 60 Hz, 1,140 rpm) (557272), Low Level Switch (12 lb and 20 lb Grease, SPDT) (563322)
LM6514	20 lb Plastic Grease Reservoir (562897), Floor-Mounting 10:1 Reduction (563388), Low Level Switch (12 lb and 20 lb Grease, SPDT) (563322)
LM6524	20 lb Plastic Grease Reservoir (562897), Floor-Mounting 60:1 Reduction (563389), Outlet (1/2 HP, 115/230 VAC, Single Phase, 60 Hz, 1,725 rpm) (557271), Low Level Switch (12 lb and 20 lb Grease, SPDT) (563322)
LM6534	20 lb Plastic Grease Reservoir (562897), Floor-Mounting 60:1 Reduction (563389), Outlet (1/2 HP, 230/460 VAC, 3-Phase, 60 Hz, 1,725 rpm) (557270), Low Level Switch (12 lb and 20 lb Grease, SPDT) (563322)
LM6544	20 lb Plastic Grease Reservoir (562897), Floor-Mounting 60:1 Reduction (563389), Outlet (1/2 HP, 115/230 VAC, Single Phase, 60 Hz, 1,140 rpm) (557272), Low Level Switch (12 lb and 20 lb Grease, SPDT) (563322)
LM7214	12 lb Metal Grease Reservoir (562898), Clutch Drive (563383), Low Level Switch (12 lb and 20 lb Grease, SPDT) (563322)
LM7344	12 lb Metal Grease Reservoir (562898), Floor-Mounting 10:1 Reduction (563388), Outlet (1/2 HP, 115/230 VAC, Single Phase, 60 Hz, 1,140 rpm) (557272), Low Level Switch (12 lb and 20 lb Grease, SPDT) (563322)
LM7514	12 lb Metal Grease Reservoir (562898), Floor-Mounting 60:1 Reduction (563389), Low Level Switch (12 lb or 20 lb Grease, SPDT) (563322)
LM7534	12 lb Metal Grease Reservoir (562898), Floor-Mounting 60:1 Reduction (563389), Outlet (1/2 HP, 230/460 VAC, 3-Phase, 60 Hz, 1,725 rpm) (557273), Low Level Switch (12 lb and 20 lb Grease, SPDT) (563322)
LM7544	12 lb Metal Grease Reservoir (562898), Floor-Mounting 60:1 Reduction (563389), Outlet (1/2 HP, 115/230 VAC, Single Phase, 60 Hz, 1,140 rpm) (557272), Low Level Switch (12 lb and 20 lb Grease, SPDT) (563322)
LM7614	12 lb Metal Grease Reservoir (562898), Wall-Mounting 60:1 Reduction (563387), Low Level Switch (12 lb and 20 lb Grease, SPDT) (563322)
LM7654	12 lb Metal Grease Reservoir (562898), Wall-Mounting 60:1 Reduction (563387), Outlet (1/2 HP, 230/460 VAC, 3-Phase, 60 Hz, 1,140 rpm) (557273), Low Level Switch (12 lb and 20 lb Grease, SPDT) (563322)
LM8114	20 lb Metal Grease Reservoir (562899), Low Level Switch (12 lb and 20 lb Grease, SPDT) (563322)
LM8314	20 lb Metal Grease Reservoir (562899), Floor-Mounting 10:1 Reduction (563388), Low Level Switch (12 lb and 20 lb Grease, SPDT) (563322)
LM8334	20 lb Metal Grease Reservoir (562899), Floor-Mounting 10:1 Reduction (563388), Outlet (1/2 HP, 230/460 VAC, 3-Phase, 60 Hz, 1,725 rpm) (567270), Low Level Switch (12 lb and 20 lb Grease, SPDT) (563322)
LM8354	20 lb Metal Grease Reservoir (562899), Floor-Mounting 10:1 Reduction (563388), Outlet (1/2 HP, 230/460 VAC, 3-Phase, 60 Hz, 1,140 rpm) (557273), Low Level Switch (12 lb and 20 lb Grease, SPDT) (563322)
LM8454	20 lb Metal Grease Reservoir (562899), Wall-Mounting 10:1 Reduction (563386), Outlet (1/2 HP, 230/460 VAC, 3-Phase, 60 Hz, 1,140 rpm) (557273), Low Level Switch (12 lb and 20 lb Grease, SPDT) (563322)
LM8514	20 lb Metal Grease Reservoir (562899), Floor-Mounting 60:1 Reduction (563389), Low Level Switch (12 lb and 20 lb Grease, SPDT) (563322)
LM8531	20 lb Metal Grease Reservoir (562899), Floor-Mounting 60:1 Reduction (563389), Outlet (1/2 HP, 230/460 VAC, 3-Phase, 60 Hz, 1,725 rpm) (557270)
LM8534	20 lb Metal Grease Reservoir (562899), Floor-Mounting 60:1 Reduction (563389), Outlet (1/2 HP, 230/460 VAC, 3-Phase, 60 Hz, 1,725 rpm) (557270), Low Level Switch (12 lb and 20 lb Grease, SPDT) (563322)
LM8554	20 lb Metal Grease Reservoir (562899), Floor-Mounting 60:1 Reduction (563389), Outlet (1/2 HP, 230/460 VAC, 3-Phase, 60 Hz, 1,140 rpm) (557273), Low Level Switch (12 lb and 20 lb Grease, SPDT) (563322)
LM9331	Power Prime Reservoir Assembly (562908), Floor-Mounting 10:1 Reduction (563388), Outlet (1/2 HP, 230/460 VAC, 3-Phase, 60 Hz, 1,725 rpm) (557270)
LM9511	Power Prime Reservoir Assembly (562908), Floor-Mounting 60:1 Reduction (563389)
LM9521	Power Prime Reservoir Assembly (562908), Floor-Mounting 60:1 Reduction (563389), Outlet (1/2 HP, 115/230 VAC, Single Phase, 60 Hz, 1,725 rpm) (557271)

# Electric Pumps

LubeMaster®

## Pump Repair Kits

At the heart of all current LubeMaster pump packages is pump part number 563380 (521-700-000). There are three repair kits for the pump, and some of the parts overlap because each kit includes some of the same seals. To completely rebuild the pump, all three kits are required, and some extra parts will remain because of this overlap.

563915	Driveshaft Kit: Includes the driveshaft, cam, bearings, and related seals and hardware.
563921	Seal Kit: Includes seals and small hardware.
563916	Standard Output Manifold Kit: Includes pump piston and cylinder, output manifold block, and related seals and hardware.

## Reservoir Repair Kits

562902	Plastic tube with u-cup seal for part numbers 562892 and 562896
562903	Plastic tube with u-cup seal for part numbers 562893 and 562897
564270	Metal tube with u-cup seal for part numbers 562894 and 562898
564271	Metal tube with u-cup seal for part numbers 562895 and 562899

## Blowout Disc Kits

563962	Package of 6 Blowout Discs, Yellow, 1450 psi, Oil
563965	Package of 6 Blowout Discs, Aluminum, 2350 psi, Grease

# Electric Pumps

LubeMaster®

## LubeMaster Ordering Menu Code

Use the Smart Numbering System to order a complete assembly! The six-digit Smart Numbering System can help you order quickly and accurately. Simply follow the diagram for the configuration you want and build your order. Alternatively, use the part numbers at right to order individual components and assemble them in the field.

Code	Former Code	Description	Part Number	LM	Reservoir	Drive	Motor	Low Level
<b>Product Identifier</b>					X	X	X	X
LM	LUB	LM = LubeMaster	563380					
Note: When ordering LubeMaster bare pump 563380 for use with a grease reservoir, a fill stud is required (part number 557374). Fill stud 557374 is compatible with mating coupler 558906. Order separately.								
<b>Reservoir Options</b>								
1	OPA	12 pt plastic oil reservoir	562892					
2	OPB	20 pt plastic oil reservoir	562893					
3	OMA	12 pt metal oil reservoir	562894					
4	OMB	20 pt metal oil reservoir	562895					
5	GPA	12 lb plastic grease reservoir	562896					
6	GPB	20 lb plastic grease reservoir	562897					
7	GMA	12 lb metal grease reservoir	562898					
8	GMB	20 lb metal grease reservoir	562899					
9	OHS	Power Prime/Overhead Supply	562908					
<b>Drive Options</b>								
1	DOO	No drive	N/A					
2	DOA	Clutch drive with ratchet arm	563383					
3	DOB	10:1 reduction, floor-mounting base	563388					
4	DOC	10:1 reduction, wall-mounting base	563386					
5	DOD	60:1 reduction, floor-mounting base	563389					
6	DOE	60:1 reduction, wall-mounting base	563387					
Note: Drive Options 3, 4, 5, and 6 each contain all required mounting hardware (mounting plate, coupler, coupler guard, nuts, bolts, and washers).								
<b>Motor Options</b>								
1	MOO	No motor	N/A					
2	MOA	1/2 HP, 115/230 VAC, single phase, 60 Hz, 1,725 rpm	557271					
3	MOB	1/2 HP, 230/460 VAC, 3-phase, 60 Hz, 1,725 rpm	557270					
4	MOC	1/2 HP, 115/230 VAC, single phase, 60 Hz, 1,140 rpm	557272					
5	MOD	1/2 HP, 230/460 VAC, 3-phase, 60 Hz, 1,140 rpm	557273					
<b>Low Level Options</b>								
1	LOO	No level switch	N/A					
2	LOA	12 pt oil, SPDT, 15 amps	563316					
3	LOB	20 pt oil, SPDT, 15 amps	563317					
4	LOC	12 and 20 lb grease, SPDT	563322					
5	LOE	12 pt oil, SPST, 10 watts	563015					
6	LOF	20 pt oil, SPST, 10 watts	563016					
N/A*	N/A	High/low level switch kit (for METAL grease reservoirs only)	564318					
N/A*	LOH	Explosion-proof LL switch for grease reservoirs. (Class I, Group C and D; Class II, Group E, F, and G)	564377					

\*564318 and 564377 are sold separately and field-installed. Choose option "1" and then order either part separately.

<b>Pressure Gauge (included)</b>			
N/A	G1	No gauge	N/A
N/A	G3	Liquid-filled 0-3000 psi gauge	557713

Note: 557713 is included with every LMxxxx assembly, but not with the bare pump.

<b>Pressure Indicators (sold separately, but required for safety)</b>			
N/A	POA	Standard Blowout, 1,450 psi (100 bar), Oil	563179
N/A	POB	Standard Blowout, 2,350 psi (162 bar) Grease	563184
N/A	POC	High-Pressure Blowout Switch, 1,450 psi (100 bar), Oil	563384
N/A	POD	High-Pressure Blowout Switch, 2,350 psi (162 bar), Grease	563385

Note: 557713 is included with every LMxxxx assembly, but not with the bare pump.

Note: Options POC and POD require approximately 3 feet of 1/4 in OD copper tubing, which must be obtained from a 3rd party source.

# Electric Pumps

## Miniature Meter-Flo®

### Versatile All In One Pump Package

Designed for use with virtually any type of Series Progressive or Single Line Resistive oil lubrication system. The Miniature Meter-Flo's rugged steel reservoir and motor assembly withstands the toughest applications. Capable of high volumetric output operating continuously at pressures up to 1,000 psi (69 bar).

- Compact with several options to create a complete system using feedback and control

### Typical Applications

- Ideal for smaller series progressive systems requiring continuous lubrication

### Lubrication Used

- Oil – 160 to 15,000 SUS

### Technical Specifications

Output Volume per minute. . . . . 1, 5, 8, 14 in<sup>3</sup> (16, 82, 131, 229 cm<sup>3</sup>)  
 Output Pressure . . . . . 0-2,000 psi (0-138 bar)  
 Material . . . . . Metal, Rectangular  
 Reservoir Size. . . . . 1.5, 3, 5 gal (12, 24, 40 pint)  
 Motor . . . . . 115 VAC



MM2211

### Ordering Information

Miniature Meter-Flo (MMF) Electric (Motor Driven) Pumps w/Reservoirs	
MM1111	1.5 gal Reservoir, 1 in <sup>3</sup> /min, 1,500 psi
MM1112	1.5 gal Res., 1 in <sup>3</sup> /min, 1,500 psi, Low Level Switch (Reed-Type, SPST)
MM1121	1.5 gal Reservoir, 1 in <sup>3</sup> /min, 1,500 psi, High-Pressure Switch
MM1122	1.5 gal Reservoir, 1 in <sup>3</sup> /min, 1,500 psi, High-Pressure Switch, Low Level Switch (Reed-Type, SPST)
MM1211	1.5 gal Res., 5 in <sup>3</sup> /min, 2,000 psi
MM1212	1.5 gal Res., 5 in <sup>3</sup> /min, 2,000 psi, Low Level Switch (Reed-Type, SPST)
MM1222	1.5 gal Res., 5 in <sup>3</sup> /min, 2,000 psi, High-Pressure Switch (Reed-Type, SPST)
MM1311	1.5 gal Reservoir, 8 in <sup>3</sup> /min, 2,000 psi
MM1312	1.5 gal Res., 8 in <sup>3</sup> /min, 2,000 psi, Low Level Switch (Reed-Type, SPST)
MM1322	1.5 gal Reservoir, 8 in <sup>3</sup> /min, 2,000 psi, High-Pressure Switch, Low Level Switch (Reed-Type, SPST)
MM1411	1.5 gal Reservoir, 14 in <sup>3</sup> /min, 1,500 psi
MM1412	1.5 gal Res., 14 in <sup>3</sup> /min, 1,500 psi, Low Level Switch (Reed-Type, SPST)
MM1422	1.5 gal Reservoir, 14 in <sup>3</sup> /min, 1,500 psi, High-Pressure Switch, Low Level Switch (Reed-Type, SPST)
MM2112	3 gal Reservoir, 1 in <sup>3</sup> /min, 1,500 psi, High-Pressure Switch, Low Level Switch (Reed-Type, SPST)
MM2211	3 gal Reservoir, 5 in <sup>3</sup> /min, 2,000 psi
MM2212	3 gal Reservoir, 5 in <sup>3</sup> /min, 2,000 psi, Low Level Switch (Reed-Type, SPST)
MM2221	3 gal Reservoir, 5 in <sup>3</sup> /min, 2,000 psi, High-Pressure Switch
MM2222	3 gal Reservoir, 5 in <sup>3</sup> /min, 2,000 psi, High-Pressure Switch, Low Level Switch (Reed-Type, SPST)
MM2312	3 gal Reservoir, 8 in <sup>3</sup> /min, 2,000 psi, Low Level Switch (Reed-Type, SPST)
MM2322	3 gal Reservoir, 8 in <sup>3</sup> /min, 2,000 psi, High-Pressure Switch, Low Level Switch (Reed-Type, SPST)
MM2411	3 gal Reservoir, 14 in <sup>3</sup> /min, 1,500 psi

MM2412	3 gal Reservoir, 14 in <sup>3</sup> /min, 1,500 psi, Low Level Switch (Reed-Type, SPST)
MM2422	3 gal Reservoir, 14 in <sup>3</sup> /min, 1,500 psi, High-Pressure Switch, Low Level Switch (Reed-Type, SPST)
MM3112	5 gal Reservoir, 1 in <sup>3</sup> /min, 1,500 psi, Low Level Switch (Reed-Type, SPST)
MM3122	5 gal Reservoir, 1 in <sup>3</sup> /min, 1,500 psi, High-Pressure Switch, Low Level Switch (Reed-Type, SPST)
MM3211	5 gal Reservoir, 5 in <sup>3</sup> /min, 2,000 psi (Reed-Type, SPST)
MM3212	5 gal Reservoir, 5 in <sup>3</sup> /min, 2,000 psi, Low Level Switch (Reed-Type, SPST)
MM3312	5 gal, 8 in <sup>3</sup> /min, 2,000 psi, Low Level Switch
MM3322	5 gal Reservoir, 8 in <sup>3</sup> /min, 2,000 psi, High-Pressure Switch, Low Level Switch (Reed-Type, SPST)
MM3411	5 gal Reservoir, 14 in <sup>3</sup> /min, 1,500 psi
MM3412	5 gal Reservoir, 14 in <sup>3</sup> /min, 1,500 psi, Low Level Switch (Reed-Type, SPST)
MM3422	5 gal Reservoir, 14 in <sup>3</sup> /min, 1,500 psi, High-Pressure Switch, Low Level Switch (Reed-Type, SPST)

Miniature Meter-Flow (MMF) Spare Parts	
564412	MMF Assembly - Pump, Gearmotor, Reducer Assembly, 1 in <sup>3</sup> /min Flowrate
564413	MMF Assembly - Pump, Gearmotor, Reducer Assembly, 5 in <sup>3</sup> /min Flowrate
564414	MMF Assembly - Pump, Gearmotor, Reducer Assembly, 8 in <sup>3</sup> /min Flowrate
564415	MMF Assembly - Pump, Gearmotor, Reducer Assembly, 14 in <sup>3</sup> /min Flowrate
557286	Motor, 115 VAC
557293	Gear Box, 1 in <sup>3</sup> /min (12.5:1)
557822	Gear Pump Only, 1 to 8 in <sup>3</sup> /min
557821	Gear Pump Only, 14 in <sup>3</sup> /min
557810	Suction Strainer
563558	Relief Valve
557825	Replacement Level Switch

# Electric Pumps

## Miniature Meter-Flo®

### Miniature Meter-Flo Ordering Menu Code

NOTE: Utilize number code not lettered code from literature for ordering purposes.

MM - X - X - X - X

#### Reservoir Option

- 1 RA, 1.5 gallon reservoir
- 2 RB, 3 gallon reservoir
- 3 RC, 5 gallon reservoir

#### Pump / Flow Option (\*)

- 1 PA, 1 in<sup>3</sup>/min (1,500 psi maximum operating pressure)
- 2 PB, 5 in<sup>3</sup>/min (2,000 psi maximum operating pressure)
- 3 PC, 8 in<sup>3</sup>/min (2,000 psi maximum operating pressure)
- 4 PD, 14 in<sup>3</sup>/min (1,500 psi maximum operating pressure)

#### Pressure Switch Option

- 1 SO, no pressure switch
- 2 SA, high pressure switch

#### Low Level Option

- 1 LO, no low level switch
- 2 LA, low level switch, reed-type, SPST - 563014

(\*) All pump flow rates are based on 160 SUS (at 100°F) 10W oil, 70°F at 1,000 psi.

Example: Miniature Meter-Flo (MM) pump package consisting of a 3 gallon reservoir, 5 in<sup>3</sup>/min pump output, high pressure switch and low level switch.

Ordering Code: MM2222



# Electric Pumps

## Meter-Flo®

### Continuous Duty Durability

With its solid pump housing, these rugged gear pumps are designed for dependable operation in high demand applications. The gear pump is available with a direct-coupled 1/2 horsepower motor capable of 1,725 rpms with output volumes of 245 cubic inches per minute. Eleven different pump models to choose from.

### Typical Applications

- Ideal for applications requiring continuous oil delivery up to 1,000 lubrication points

### Lubrication Used

- Oil – 300 to 3,000 SUS

### Technical Specifications

Output volume per minute. . . . . 14 to 245 in<sup>3</sup> (230 to 4015 cm<sup>3</sup>)  
 Max output pressure. . . . . 300 to 1,500 psi (20.7 to 103.5 bar)  
 Operating temp. . . . . 50°F to 150°F (10°C to 65.5°C)

### Ordering Information

Meter-Flo Pumps	
557814	9 in <sup>3</sup> /min (147 cm <sup>3</sup> /min) @ 1,140 rpm, 14 in <sup>3</sup> /min (229 cm <sup>3</sup> /min) @ 1,725 rpm, NPT ports, ccw
557819	9 in <sup>3</sup> /min (147 cm <sup>3</sup> /min) @ 1,140 rpm, 14 in <sup>3</sup> /min (229 cm <sup>3</sup> /min) @ 1,725 rpm, NPT ports, cw
558953	9 in <sup>3</sup> /min (147 cm <sup>3</sup> /min) @ 1,140 rpm, 14 in <sup>3</sup> /min (229 cm <sup>3</sup> /min) @ 1,725 rpm, SAE ports, ccw
557813	18 in <sup>3</sup> /min (295 cm <sup>3</sup> /min) @ 1,140 rpm, 30 in <sup>3</sup> /min (492 cm <sup>3</sup> /min) @ 1,725 rpm, NPT ports, ccw
557818	26 in <sup>3</sup> /min (426 cm <sup>3</sup> /min) @ 1,140 rpm, 40 in <sup>3</sup> /min (655 cm <sup>3</sup> /min) @ 1,725 rpm, NPT ports, ccw
558954	26 in <sup>3</sup> /min (426 cm <sup>3</sup> /min) @ 1,140 rpm, 40 in <sup>3</sup> /min (655 cm <sup>3</sup> /min) @ 1,725 rpm, SAE ports, cw
557815	56 in <sup>3</sup> /min (918 cm <sup>3</sup> /min) @ 1,140 rpm, 84 in <sup>3</sup> /min (1,377 cm <sup>3</sup> /min) @ 1,725 rpm, NPT ports, ccw
558949	56 in <sup>3</sup> /min (918 cm <sup>3</sup> /min) @ 1,140 rpm, 84 in <sup>3</sup> /min (1,377 cm <sup>3</sup> /min) @ 1,725 rpm, NPT ports, cw
557816	76 in <sup>3</sup> /min (1,245 cm <sup>3</sup> /min) @ 1,140 rpm, 117 in <sup>3</sup> /min (1,917 cm <sup>3</sup> /min) @ 1,725 rpm, NPT ports, ccw
558950	76 in <sup>3</sup> /min (1,245 cm <sup>3</sup> /min) @ 1,140 rpm, 117 in <sup>3</sup> /min (1,917 cm <sup>3</sup> /min) @ 1,725 rpm, NPT ports, cw
557817	111 in <sup>3</sup> /min (1,819 cm <sup>3</sup> /min) @ 1,140 rpm, 168 in <sup>3</sup> /min (2,753 cm <sup>3</sup> /min) @ 1,725 rpm, NPT ports, ccw
558951	111 in <sup>3</sup> /min (1,819 cm <sup>3</sup> /min) @ 1,140 rpm, 168 in <sup>3</sup> /min (2,753 cm <sup>3</sup> /min) @ 1,725 rpm, NPT ports, cw
557820	161 in <sup>3</sup> /min (2,638 cm <sup>3</sup> /min) @ 1,140 rpm, 245 in <sup>3</sup> /min (4,015 cm <sup>3</sup> /min) @ 1,725 rpm, NPT ports, ccw
558955	161 in <sup>3</sup> /min (2,638 cm <sup>3</sup> /min) @ 1,140 rpm, 245 in <sup>3</sup> /min (4,015 cm <sup>3</sup> /min) @ 1,725 rpm, NPT ports, cw

**NOTE:** cw – clock-wise rotation / ccw – counter clock-wise rotation when facing pump shaft.



557814

Motor Option	
558895	1/2 HP, 115/230 VAC, 1,725 rpm, single phase, 56C with feet
Repair Kits	
557997	Meter-Flo seal kit – 540-800-XX1 models
557998	Meter-Flo relief valve repair kit – 540-800-XX1 models
Meter-Flo Paddle Base and Pump Packages	
Include motor mounting base, pump, L-bracket, coupler, coupler guard, and other small hardware needed to mount a 56F motor. Simply add any 56F motor (or 56C with feet) to complete the pump package.	
563557	Paddle base with pump 557814
564411	Paddle base with pump 557813
24N405	Paddle base with pump 557815
24N406	Paddle base with pump 557816
24N407	Paddle base with pump 557817
24N408	Paddle base with pump 557818
24N409	Paddle base with pump 557820
Additional Mounting Options for Meter-Flo Pumps – pumps not included.	
558956	Bellh housing bracket and coupler kit – requires NEMA 56C motor with feet.
561067	L-bracket – bare part for mounting Meter-Flo pump in a custom application
563303	Extra long coupler used when replacing old "Webster" pumps with current Meter-Flo pumps



# Electric Pumps

## Injecto-Flo® EO-1 and EO-3

### Reliable Machine Tool Lubrication

#### EO-1 and EO-3

A cost effective, low pressure oil solution designed for use with any high volume, intermittent lubrication system. Can be used with Injecto-Flo II series piston distributor products. EO-1 is ideal for small to medium size single line parallel systems requiring intermittent metered lubrication with an electrically driven pump. EO-3 has integrated control and bright LED's to verify system operation. Built-in vent valve gets you up and working with piston distributors fast – no kits to purchase and assemble.

### Typical Applications

- In-plant medium size machine tool lubrication applications

### Typical Fluids Handled

- Oil – ISO 50 to 1,500 (SUS 250 to 5,000)

### Technical Specifications

Power . . . . . 115 VAC, 230 VAC  
 Motor speed . . . . . 1,680 rpm @ 60 Hz, 1,340 rpm @ 50 Hz

#### EO-1

Pump flow rate . . . . . 6 in<sup>3</sup>/min (100 cm<sup>3</sup>/min)  
 Pressure . . . . . 145 to 650 psi (10 to 45 bar)  
 Reservoir . . . . . Plastic, rectangular  
 Reservoir size . . . . . 6.3, 7.6, 12.6, 15.8 or 25.3 pint

#### EO-3

Pump flow rate . . . . . 8.5 in<sup>3</sup>/min (140 cm<sup>3</sup>/min)  
 Pressure . . . . . 350 psi (24 bar)  
 Operating temp. . . . . 14°F to 120°F (-10°C to 49°C)  
 Reservoir . . . . . Plastic, rectangular  
 Reservoir size . . . . . 7.6 or 12.6 pint  
 Manual . . . . . 313839A

### Ordering Information

Injecto-Flo EO-1 Pumps	
562837	Pump with 3 liter plastic reservoir, 115 VAC
24B427	Pump with 3 liter plastic reservoir, 230 VAC
562849	Pump with 3 liter plastic reservoir, 230 VAC
562838	Pump with 3.6 liter plastic reservoir, 230 VAC
562839	Pump with 6 liter plastic reservoir, 115 VAC
562840	Pump with 6 liter plastic reservoir, 230 VAC
562841	Pump with 6 liter plastic reservoir, 230 VAC
562842	Pump with 6 liter plastic reservoir, 230 VAC, return port
562843	Pump with 6 liter metal reservoir, 115 VAC
562844	Pump with 12 liter metal reservoir, 115 VAC
Injecto-Flo EO-3 Pumps	
562851	Pump with 3 liter plastic reservoir, 115 VAC, remote control
562850	Pump with 3 liter plastic reservoir, 115 VAC, timer control, pressure switch
562852	3.6 liter plastic reservoir, 115 VAC
562847	6 liter reservoir, 115 VAC

Injecto-Flo EO-1 Spare Parts	
129781	Cap and strainer kit
556015	Adjustable relief valve
556013	Gear pump only
556014	Suction strainer
556011	115 VAC motor
556012	230 VAC motor
129520	6 liter metal reservoir replacement sight glass
Low Level Switches	
556018	Low level switch for 3 liter reservoirs
556019	Low level switch for 6 and 12 liter reservoirs



562850



562839

# Electric Pumps

## Injecto-Flo® II

### Durable Long Lasting Machine Tool Pump

Great versatility in a small package has many control options. A dependable high-quality gear pump for years of trouble-free operation combined with Injecto-Flo II piston distributor metering devices completes your oil or fluid grease lubrication system. Internal controller with LED alarms is easy to program for any application. Built-in vent valve gets you up and working with piston distributors fast—no kits to purchase and assemble.

### Typical Applications

- Ideal solution for automatic lubrication on small and mid-sized machines

### Typical Fluids Handled

- Oil – 50 to 100 cst
- Fluid Grease NLGI #000

### Technical Specifications

#### Max Output Volume Per Minute

Oil	30.50 in <sup>3</sup> (500 cm <sup>3</sup> )
Grease	12.20 in <sup>3</sup> (200 cm <sup>3</sup> )

#### Max Pressure

Oil	360 psi (25 bar)
Grease	580 psi (40 bar)
Power	230 VAC
Reservoir	Plastic, Rectangular
Reservoir Size	.3, 6 liter



122895



15U858

### Ordering Information

Injecto-Flo II Oil Pumps – 3 liter Reservoirs (no control), 230 VAC	
122545	0.2 lpm, Screw Cap
122546	0.2 lpm, Straight Connector (10 mm Pipe)
122547	0.5 lpm, Screw Cap
122548	0.5 lpm, Straight Connector (10 mm Pipe)
122549	0.2 lpm, Single w/DIN, Screw Cap
122550	0.2 lpm, Single w/DIN, Straight Connector (10 mm Pipe)
122551	0.5 lpm, Single w/DIN, Screw Cap
122552	0.5 lpm, Single w/DIN, Straight Connector (10 mm Pipe)
122553	0.2 lpm, Single w/M12 Top, Screw Cap
15U859	0.2 lpm, Single w/M12 Top, Straight Connector (10 mm Pipe)
122554	0.5 lpm, Single w/M12 Top, Screw Cap
122555	0.5 lpm, Single w/M12 Top, Straight Connector (10 mm Pipe)
122556	0.2 lpm, Dual w/DIN, Screw Cap
122557	0.2 lpm, Dual w/DIN, Straight Connector (10 mm Pipe)
122558	0.5 lpm, Dual w/DIN, Screw Cap
122559	0.5 lpm, Dual w/DIN, Straight Connector (10 mm Pipe)
122560	0.2 lpm, Dual w/M12 Top, Screw Cap
122561	0.2 lpm, Dual w/M12 Top, Straight Connector (10 mm Pipe)
122562	0.5 lpm, Dual w/M12 Top, Screw Cap
15U858	0.5 lpm, Dual w/M12 Top Straight Connector (10 mm Pipe)

Injecto-Flo II Oil Pumps – 6 liter Reservoirs (no control), 230 VAC	
122563	0.2 lpm, Screw Cap
122564	0.2 lpm, Straight Connector (10 mm Pipe)
122565	0.5 lpm, Screw Cap
122566	0.5 lpm, Straight Connector (10 mm Pipe)
122567	0.2 lpm, Single w/DIN, Screw Cap
122568	0.2 lpm, Single w/DIN, Straight Connector (10 mm Pipe)
564138	0.5 lpm, Single w/DIN, Screw Cap
122569	0.5 lpm, Single w/DIN, Straight Connector (10 mm Pipe)
122570	0.2 lpm, Single w/M12 Top, Screw Cap
122571	0.2 lpm, Single w/M12 Top, Straight Connector (10 mm Pipe)
122572	0.5 lpm, Single w/M12 Top, Screw Cap
122573	0.5 lpm, Single w/M12 Top, Straight Connector (10 mm Pipe)
122574	0.2 lpm, Dual w/DIN, Screw Cap
122575	0.2 lpm, Dual w/DIN, Straight Connector (10 mm Pipe)
122576	0.5 lpm, Dual w/DIN, Screw Cap
122577	0.5 lpm, Dual w/DIN, Straight Connector (10 mm Pipe)
122578	0.2 lpm, Dual w/M12 Top, Screw Cap
122579	0.2 lpm, Dual w/M12 Top, Straight Connector (10 mm Pipe)
122580	0.5 lpm, Dual w/M12 Top, Screw Cap
15U860	0.5 lpm, Dual w/M12 Top Straight Connector (10 mm Pipe)

# Electric Pumps

## Injecto-Flo® II

### Ordering Information

<b>Injecto-Flo II Fluid Grease Pumps - 3 liter Reservoirs (no control), 230 VAC</b>	
122581	0.2 lpm, Screw Cap
563301	0.2 lpm, Straight Connector (10 mm Pipe)
122582	0.2 lpm, Single w/DIN, Screw Cap
122583	0.2 lpm, Single w/DIN, Straight Connector (10 mm Pipe)
122584	0.2 lpm, Single w/M12 Top, Screw Cap
122585	0.2 lpm, Single w/M12 Top, Straight Connector (10 mm Pipe)
122586	0.2 lpm, Dual w/DIN, Screw Cap
122587	0.2 lpm, Dual w/DIN, Straight Connector (10 mm Pipe)
122588	0.2 lpm, Dual w/M12 Top, Screw Cap
557547	0.2 lpm, Dual w/M12 Top, Straight Connector (10 mm Pipe)
<b>Injecto-Flo II Fluid Grease Pumps - 6 liter Reservoirs (no control), 230 VAC</b>	
122589	0.2 lpm, Screw Cap
122590	0.2 lpm, Straight Connector (10 mm Pipe)
122591	0.2 lpm, Single w/DIN, Screw Cap
122592	0.2 lpm, Single w/DIN, Straight Connector (10 mm Pipe)
122593	0.2 lpm, Single w/M12 Top, Screw Cap
122594	0.2 lpm, Single w/M12 Top, Straight Connector (10 mm Pipe)
122595	0.2 lpm, Dual w/DIN, Screw Cap
122596	0.2 lpm, Dual w/DIN, Straight Connector (10 mm Pipe)
122597	0.2 lpm, Dual w/M12 Top, Screw Cap
122598	0.2 lpm, Dual w/M12 Top, Straight Connector (10 mm Pipe)
<b>Injecto-Flo II Oil Pumps w/Integrated Control</b>	
122895	3 liter, 0.2 lpm, 230 VAC w/Time or Pulse, Manual Lube, Level Switch, Pressure Gauge, Pressure Switch, Green Light, Red Light, Screw Cap
122897	6 liter, 0.2 lpm, 230 VAC w/Time or Pulse, Manual Lube, Level Switch, Pressure Gauge, Pressure Switch, Green Light, Red Light, Screw Cap
122898	6 liter, 0.5 lpm, 230 VAC w/Time or Pulse, Manual Lube, Level Switch, Pressure Gauge, Pressure Switch, Green Light, Red Light, Screw Cap
<b>Injecto-Flo II Fluid Grease Pumps w/Integrated Control</b>	
122896	3 liter, 0.2 lpm, 230 VAC w/Time or Pulse, Manual Lube, Level Switch, Pressure Gauge, Pressure Switch, Green Light, Red Light, Screw Cap
122899	6 liter, 0.2 lpm, 230 VAC w/Time or Pulse, Manual Lube, Level Switch, Pressure Gauge, Pressure Switch, Green Light, Red Light, Screw Cap

# Electric Pumps

## Thrif-T Luber®

### Low Pressure Orifice Lubrication

Big on features with a small price, the perfect fit for entry-level, Single Line Resistive orifice lubrication systems. A complete electric package includes pump, reservoir and integrated control (remote version optional) for fast and easy installation. Use with Thrif-T Luber orifice dispensers for a complete system.

### Typical Applications

- Small machine tools

### Lubrication Used

- Oil – 100 to 10,000 SUS

### Technical Specifications

Maximum output per minute . . . . .	0.42 in <sup>3</sup> (6.9 cm <sup>3</sup> )
Maximum output pressure. . . . .	150 psi (10 bar)
Operating temp. . . . .	0°F to 140°F (-18°C to 60°C)
Motor . . . . .	120 VAC, 60 Hz
Reservoir . . . . .	4 pint (1.9 liters)

### Ordering Information

Thrif-T Luber Pumps with Reservoir	
564068	TLEP-10 – solid state timer control built in
564067	TLEP-11 – remote control
Thrif-T Luber Replacement Parts	
558031	Timer replacement board
563162	Replacement relief valve
564065	Replacement pump
564439	Replacement reservoir and motor housing
557641	Replacement gearmotor
557826	Replacement low level switch
558296	0-300 psi gauge



# Electric Pumps

## Maxi-Flo™

### Machine Tool Lubrication with System Monitoring

Compact design with everything you need to get your single line resistive oil lubrication system installed and running quickly. A standard package comes complete with reservoir, pump, gear motor, and choice of internal or remote control. Simple slide switches allow for easy setup of pump run cycle time. Bright LED indicators for low level and power allow for easy troubleshooting and verification.

- Integrated control with manual run button for easy setup
- Compact design fits anywhere
- 500 psi (34 bar) rating for using with various orifice metering devices

### Typical Applications

- Small machine tools

### Lubrication Used

- Oil – 60 to 30,000 SUS

### Technical Specifications

Maximum output per stroke. . . . .	0.01 in <sup>3</sup> (0.165 cm <sup>3</sup> )
Pump output Volume per minute . . . . .	0.11 in <sup>3</sup> (1.8 cm <sup>3</sup> )
Maximum output pressure. . . . .	500 psi (34 bar)
Operating temp. . . . .	0°F to 140°F (-18°C to 60°C)
Material . . . . .	Plastic, rectangular
Reservoir size. . . . .	4 pints (1.9 liters)
Motor. . . . .	.120 VAC, 60 hz

### Ordering Information

Maxi-Flo Packages	
563379	Solid state timer control built in
563376	Remote control
Accessories	
564376	High pressure switch
558899	Gauge, 0 to 1,000 psi
Replacement Parts	
558031	Timer replacement board
557641	Replacement gearmotor
563374	Replacement pump
557826	Replacement low level switch
563930	Replacement reservoir/timer housing kit
563375	Replacement relief indicator



563379

# Pneumatic Pumps

LubePro™

## Built to Last. Built to Perform.

For nearly 50 years, Graco Fire-Ball™ pumps have been a mainstay in the lubrication marketplace for durability and long life. LubePro™ series pumps leverage the same proven quality and leading technology, offering a robust solution where high output and fast lubrication cycles and flow rates are needed to optimally lubricate equipment while it's working.

### Features and Benefits

- Factory-installed low level indicator
- High-strength, shatter-resistant reservoir
- Easy to install utilizing existing mounting holes
- Fast cycle rate and flow
- Integrated vent automatically relieves pressure on return stroke
- Pneumatic power – easily installed into existing air line

### Typical Applications

- Packaging
- Glass Manufacturing
- Tire Production
- Thermoforming
- Injection Molding
- Paper Production
- Labels
- Automation Machinery
- Presses

### Lubrication Used

- 40 cSt oil minimum
- NLGI #000 to NLGI #2 grease



24Y499



17C753



24Z053



24Z028



17P751



17C750



24X694

### Technical Specifications

	A900	H1900	A1900	A2600	A2800	A2900	A4000
Fluid Handling Capabilities	40 cSt oil minimum	40 cSt oil minimum	40 cSt oil minimum	Up to #2 grease	40 cSt oil minimum	Up to #2 grease	40 cSt oil - #2 grease
Maximum Working Pressure	1,350 psi (93.1 bar)	3,500 psi (241 bar)				4,000 psi (276 bar)	
Pressure Ratio	9:1	19:1	19:1	26:1	28:1	29:1	40:1
Pump Output	1.5 in <sup>3</sup> (24.58 cm <sup>3</sup> ) per stroke	3.0 in <sup>3</sup> (49.16 cm <sup>3</sup> ) per stroke	3.0 in <sup>3</sup> (49.16 cm <sup>3</sup> ) per stroke	2.2 in <sup>3</sup> (36.05 cm <sup>3</sup> ) per stroke	0.56 in <sup>3</sup> (9.18 cm <sup>3</sup> ) per stroke	0.58 in <sup>3</sup> (9.5 cm <sup>3</sup> ) per stroke	50 in <sup>3</sup> (819 cm <sup>3</sup> ) per minute
Reservoir Capacity	2.8 liters (170.9 in <sup>3</sup> )	–	2 liters (122 in <sup>3</sup> )	4 lb	0.6 liters (36.6 in <sup>3</sup> ) 2 liters (122 in <sup>3</sup> )	1 lb 4 lb	5.5 liters (335.6 in <sup>3</sup> ) 7.5 lb 13 lb
Maximum Air Inlet Pressure	150 psi (10.3 bar)	185 psi (12.8 bar)	185 psi (12.8 bar)	135 psi (9.3 bar)	175 psi (12.1 bar)		100 psi (6.89 bar)
Air Inlet Size	1/4 in-18 NPSF	1/4 in NPT					
Fluid Outlet Size	1/4 in-18 NPT	3/4 in NPT			1/4 in NPT		
Operating Temperature	-4°F to 149°F (-20°C to 65°C)			14°F to 149°F (-10°C to 65°C)			

# Pneumatic Pumps

LubePro™

## Ordering Information

Pump Model	Fluid	Pressure Ratio	Reservoir Size	NPT		BSPP	
				Pump Only	With Low Level Indicator	Pump Only	With Low Level Indicator
H1900	Oil	19:1	–	24Y498	24Y499	25Y498	25Y499
A1900	Oil	19:1	2 liters	17C753	17C752 (NO)	18C753	18C752 (NO)
					19C752 (NC)		20C752 (NC)
A2600	Grease	26:1	4 lb	17C750	17C751 (NO)	18C750	18C751 (NO)
					19C751 (NC)		20C751 (NC)
A2800	Oil	28:1	0.6 liters	24Z020	24Z021 (NO)	24Z023	24Z024 (NO)
					24Z022 (NC)		24Z025 (NC)
			2 liters	24Z026	24Z027 (NO)	24Z029	24Z030 (NO)
					24Z028 (NC)		24Z050 (NC)
A2900	Grease	29:1	1 lb	24Z051	24Z052 (NO)	24Z054	24Z055 (NO)
					24Z053 (NC)		24Z056 (NC)
			4 lb	24Z057	24Z058 (NO)	24Z060	24Z061 (NO)
					24Z059 (NC)		24Z062 (NC)

Pump Model	Fluid	Pressure Ratio	Reservoir Size	NPT			
				Low Level Detection	Pneumatic Vent Valve	Electric Vent Valve	Series Progressive
A4000	Oil	40:1	5.5 liters	–	17P752	17T195	17T178
				Yes	17P753	17T196	17T179
			7.5 lb	–	17P750	17T193	17T176
	Yes			17P751	17T194	17T177	
	13 lb			Yes	17U217	–	–

## LubePro™ Accessories

Part Number	Description	Maximum Working Pressure	Pump Compatibility					
			A1900	H1900	A2600	A2800	A2900	A4000
105474	3-way air valve, 150 psi (10 bar), 1/2 NPSM(F) conduit ports for wiring, 1/4 NPT(F) air ports. 24 VDC/120 VAC	150 psi (10.3 bar)				•	•	•
128305	4-way air valve, 12 VDC		•	•	•			
128254	4-way air valve, 24 VDC		•	•	•			
128255	4-way air valve, 120 VAC		•	•	•			
128257	4-way air valve, 240 VAC		•	•	•			
560734	Air valve reservoir mounting bracket		•		•			
24Y079	4-way air valve installation kit – 12 VDC air valve, bracket, air lines, fittings		•		•			
24Y080	4-way air valve installation kit – 24 VDC air valve, bracket, air lines, fittings		•		•			
24Y081	4-way air valve installation kit – 120 VAC air valve, bracket, air lines, fittings		•		•			
24Y082	4-way air valve installation kit – 240 VAC air valve, bracket, air lines, fittings		•		•			
121474	Female coupler. Quick-disconnect. 1/4 in NPT. Mates with fill stud on LubePro grease pumps.	3,700 psi (255 bar)	•	•	•	•	•	•



121474

# Pneumatic Pumps

## Modu-Flo®

### Features and Benefits

Mix and match pumps, reservoir and manifolds in any configuration to meet any application. Replace the pump or reservoir without disconnecting lubrication lines.

- Easy to standardize on components and reduce inventory
- Adjustable pump output for fast, convenient customizing

### Typical Applications

- In plant machinery, presses and mixers

### Lubrication Used

- Oil and Grease up to NLGI #2

### Technical Specifications

Output per Stroke

AL-5	0.01 to 0.03 in <sup>3</sup> (0.16 to 0.49 cm <sup>3</sup> )
AL-25	0.03 to 0.12 in <sup>3</sup> (0.49 to 1.96 cm <sup>3</sup> )
AL-50	0.06 to 0.24 in <sup>3</sup> (0.94 to 3.93 cm <sup>3</sup> )
Max Strokes per Minute	30
Max Output Pressure	3,500 psi (241 bar)
Ratio	30:1

### Ordering Information

Modu-Flo Pumps w/out Reservoirs	
563304	AL-5, Pneumatic 30:1, 0.010-0.030 in <sup>3</sup> /stroke, 0.164-0.492 cm <sup>3</sup>
563306	AL-25, Pneumatic 30:1, 0.030-0.120 in <sup>3</sup> /stroke, 0.492-1.966 cm <sup>3</sup>
563308	AL-50, Pneumatic 30:1, 0.060-0.240 in <sup>3</sup> /stroke, 0.938-3.933 cm <sup>3</sup>
Modu-Flo Pump Assembly Repair Kits	
563902	AL-5, Single or Double Acting Repair Kit
563903	AL-25, Single or Double Acting Repair Kit
563904	AL-50, Single or Double Acting Repair Kit
563337	Modu-Flo Pump Mounting Kit - Mounting Screws, O-Rings
Modu-Flo Manifold Kits	
563329	Pump/Reservoir Manifold only (NPT)
563324	Pump/Reservoir Manifold (NPT) w/Outlet Check Valve, System Fill Check Valve, Blowout Assembly, 0-3,000 psi Pressure Gauge
563331	Pump/Reservoir Manifold (NPT) w/Outlet Check Valve, System Fill Check Valve, Tubed Blowout Assembly, 0-3,000 psi Pressure Gauge
563355	Pump/Reservoir Manifold (SAE) w/Outlet Check Valve, System Fill Check Valve, Blowout Assembly, Pressure Gauge
563323	Remote Pump Manifold (NPT) w/Outlet Check Valve, System Fill Check Valve, Blowout Assembly
563330	Remote Pump Manifold (NPT) w/Outlet Check Valve, System Fill Check Valve, Tubed Blowout Assembly
<b>NOTE:</b> Manifolds include yellow blowout disks for use in oil applications. When used with grease, replace with red disk, p/n 557434.	
Modu-Flo Oil Reservoirs	
562891	5 pt Plastic Cylindrical Reservoir
562904	6 pt Plastic Cylindrical Reservoir
562889	12 pt Plastic Cylindrical Reservoir
562890	20 pt Plastic Cylindrical Reservoir
563319	12 pt Tank
563320	24 pt Tank
563321	40 pt Tank



Pump package shown with oil reservoir



Pump package shown with grease reservoir



# Pneumatic Pumps

## Modu-Flo®

### Ordering Information

<b>Modu-Flo Grease Reservoirs</b>	
562910	3 lb Plastic Cylindrical Reservoir
562911	3 lb Plastic Cylindrical Reservoir w/Low Level Switch Actuator (order separately)
562888	5 lb Plastic Cylindrical Reservoir
562905	6 lb Plastic Cylindrical Reservoir
562884	12 lb Plastic Cylindrical Reservoir
562885	20 lb Plastic Cylindrical Reservoir
564264	5 lb Metal Cylindrical Reservoir
562906	6 lb Metal Cylindrical Reservoir
562886	12 lb Metal Cylindrical Reservoir
562887	20 lb Metal Cylindrical Reservoir
<b>Modu-Flo Low Level Switch Assemblies</b>	
563316	15 amp Low Level Switch for 5 and 12 pt Cylindrical Oil Reservoirs, SPDT
563318	15 amp Low Level Switch for 6 pt Cylindrical Oil Reservoirs and all Tank Reservoirs, SPDT
563317	15 amp Low Level Switch for 20 pt Cylindrical Oil Reservoirs, SPDT
563014	10 watt Low Level Switch for 6 pt Cylindrical Oil Reservoirs and all Tank Reservoirs, SPST
563015	10 watt Low Level Switch for 5 and 12 pt Cylindrical Oil Reservoirs, SPST
563016	10 watt Low Level Switch for 20 pt Cylindrical Oil Reservoirs, SPST
564322	10 watt Low Level Switch for 12, 24 and 40 pt Tanks, Dual SPST
563322	Low Level Switch for 5, 6, 12 and 20 pt Cylindrical Grease Reservoirs
557825	Replacement Low Level Switch for 563014, 563015, 563016
557781	Replacement Low Level Switch for 563322
<b>Modu-Flo Pressure Switch Assemblies</b>	
557829	Pressure Switch for all Reservoirs
563325	High Pressure Blowout Switch for 5 pt or 5 lb Reservoirs
563326	High Pressure Blowout Switch for 12 and 20 pt or 12 and 20 lb Reservoirs
563327	High Pressure Blowout Switch for all Rectangular Reservoirs
<b>Modu-Flo Solenoid Valves</b>	
563315	3-Way Pneumatic Solenoid Valve, 115 VAC
563332	3-Way Pneumatic Solenoid Valve, 24 VDC
<b>Modu-Flo Timer Kits</b>	
563339	Solid State AC Timer for all Tanks
563340	Solid State AC Timer for 5 pt and 5 lb Cylindrical Reservoirs
563341	Solid State AC Timer for 6, 12 and 20 pt, 6, 12 and 20 lb Cylindrical Reservoirs

# Pneumatic Pumps

## E-Series™

### Designed for Reliability

The E-Series pump is a great, minimum cost, entry level alternative to standard pneumatic pump products. This all-in-one pump package comes complete with no assembly required and is easy to install. All pump packages include high-pressure rupture disc assembly and lube outlet check valve. The E-Series offers many reservoir options for either grease or oil. Great for any application where price is a concern and installation time is at a premium.

- Easy field installation of accessories without disturbing existing plumbing
- Smart pump design with few moving parts ensures long-lasting dependability

### Typical Applications

- Presses and other in-plant machines

### Lubrication Used

- Oil up to 30,000 SUS
- Grease up to NLGI #2

### Technical Specifications

Output per Stroke . . . . .	0.03 in <sup>3</sup> (0.49 cm <sup>3</sup> )
Max Output Pressure . . . . .	2,000 psi (138 bar)
Ratio . . . . .	20:1
Reservoir Material . . . . .	Plastic, Cylindrical or Rectangular
Reservoir Size . . . . .	3 and 6 lb (1.36 kg and 2.72 kg), 4 pt (1.89 liter)
Air Pressure . . . . .	40 to 150 psi (2.8 to 10.3 bar)
Cycle Rate . . . . .	10 CPM grease, 30 CPM oil



563364

### Ordering Information

E-Series Assemblies with Fixed Output Pump	
563365	E-Series Pump with 3 lb (1.36 kg) Plastic Cylindrical Grease Reservoir, Low Level Switch, Pressure Gauge
563363	E-Series Pump with 6 lb (2.72 kg) Plastic Cylindrical Grease Reservoir with 2,350 psi (162 bar) Rupture Disc
563364	E-Series Pump with 6 lb (2.72 kg) Plastic Cylindrical Grease Reservoir, Low Level Switch with 2,350 psi (162 bar) Rupture Disc
563361	E-Series Pump with 4 pt (1.89 liter) Plastic Rectangular Oil Reservoir
563362	E-Series Pump with 4 pt (1.89 liter) Plastic Rectangular Oil Reservoir, Low Level Switch
E-Series Components	
563358	Fixed Output Pump only – with 1,750 psi (121 bar) Rupture Disc
563367	Adjustable Output Pump – .01- 0.03 in <sup>3</sup> (0.16-0.49 cm <sup>3</sup> ) (*not fitted with Rupture Disc Assembly)
E-Series Oil Reservoirs	
563359	4 pt (1.89 liter) Plastic Rectangular Reservoir
562891	5 pt (2.36 liter) Plastic Cylindrical Reservoir
562904	6 pt (2.84 liter) Plastic Cylindrical Reservoir
562889	12 pt (5.67 liter) Plastic Cylindrical Reservoir
562890	20 pt (9.45 liter) Plastic Cylindrical Reservoir
564375	40 pt (18.93 liter) Cylindrical – Plastic
563319	12 pt (5.67 liter) Rectangular – Metal
563320	24 pt (11.36 liter) Rectangular – Metal
563321	40 pt (18.93 liter) Rectangular – Metal

# Pneumatic Pumps

## E-Series™

### Ordering Information

<b>E-Series Grease Reservoirs</b>	
562910	3 lb (1.36 kg) Plastic Cylindrical Reservoir
562888	5 lb (2.26 kg) Plastic Cylindrical Reservoir
564264	5 lb (2.26 kg) Metal Cylindrical Reservoir
562905	6 lb (2.71 kg) Plastic Cylindrical Reservoir
562906	6 lb (2.71 kg) Metal Cylindrical Reservoir
562884	12 lb (5.42 kg) Plastic Cylindrical Reservoir
562886	12 lb (5.42 kg) Metal Cylindrical Reservoir
562885	20 lb (9.04 kg) Plastic Cylindrical Reservoir
562887	20 lb (9.04 kg) Metal Cylindrical Reservoir
<b>E-Series Low Level Options - Not available for 3 lb Cylindrical Reservoirs</b>	
563378	10 watt Low Level Switch for 4 pt (1.89 liter) Rectangular Oil Reservoirs
563015	10 watt Low Level Switch for 5 pt (2.36 liter) and 12 pt (5.67 liter) Cylindrical Oil Reservoirs
563016	10 watt Low Level Switch for 20 pt (9.46 liter) Cylindrical Oil Reservoirs
563316	15 amp Low Level Switch for 5 pt (2.37 liter) and 12 pt (5.68 liter) Cylindrical Oil Reservoirs, SPDT
563318	15 amp Low Level Switch for 6 pt (2.84 liter) Cylindrical Oil Reservoirs and all Tank Reservoirs, SPDT
563317	15 amp Low Level Switch for 20 pt (9.45 liter) Cylindrical Oil Reservoirs
563322	15 amp Low Level Switch for all Grease Reservoirs
557826	10 watt Replacement Switch
557781	15 amp Replacement Switch
<b>E-Series Accessories - For Field Installation</b>	
563315	3-Way Modular Pneumatic Valve - 115 VAC
563332	3-Way Modular Pneumatic Valve - 24 VDC
563909	Pump Repair Kit (fixed output)
563945	Pump Repair Kit (adjustable E-Series Pump)

# Pneumatic Pumps

## MSA-10™ and MSA-100™

### Durable In-Line Pumps

MSA Series products are used together with main lubrication supply lines where the pump is fed directly with no additional reservoir required. No reservoir makes the MSA Series ideal for locations that are difficult to reach or undesirable to enter. Use the MSA-10 for standard applications and the MSA-100 when high operating pressures and larger outputs are required.

- Ideal for applications where space is a premium
- Handles high pressure lubricant feed of direct line intake
- Used with or without a reservoir for the ultimate flexibility

### Typical Applications

- In-plant manufacturing presses, machinery and processing equipment

### Lubrication Used

- Oil and Grease up to NLGI #2

### Technical Specifications

#### MSA-10

Material	Steel
Output per Stroke	0.04 to 120 in <sup>3</sup> (0.66 to 1.97 cm <sup>3</sup> )
Max Pump Strokes per Minute	Single-Acting - 15 Double-Acting - 60
Max Output Pressure	3,000 psi (207 bar)
Air Pressure	40 to 150 psi (2.8 to 10.3 bar)
Max Lube Inlet	500 psi (34 bar)
Ratio	25:1


#### MSA-100

Material	Aluminum
Seals	Buna-N and Fluoroelastomer
Output per Stroke	0.4 to 0.8 in <sup>3</sup> (6.57 to 13.11 cm <sup>3</sup> )
Max Pump Strokes per Minute	Single-Acting - 15 Double-Acting - 30
Max Output Pressure	3,000 psi (207 bar)
Air Pressure	60 to 140 psi (4.1 to 9.7 bar)
Max Lube Inlet	500 psi (34 bar)
Ratio	25:1

\*Supplied with Rupture-to-Atmosphere Indicator rated to 1,450 psi (100 bar) (standard)

### Ordering Information

MSA Pumps	
562854	MSA-10 Air Operated Pump
562855	MSA-100 Air Operated Pump
MSA Kits	
563912	MSA-10 Repair Parts Kit
563913	MSA-100 Repair Parts Kit
MSA Restrictor Valve	
563072	Air Inlet Restrictor Valve for MSA-10 and MSA-100



# Pneumatic Pumps

## Injecto-Flo® AO-1

### Compact Air-Operated Oil Pump

The AO-1 pneumatic pumps are compact in size to fit into any application, but deliver higher pump output rates with its short pump off time between cycles. Great for applications using piston distributors for oil lubrication. Several reservoir sizes and materials to choose from. Has built-in vent valve to get you up and running fast.

### Typical Applications

- Small to medium machine tools

### Lubrication Used

- Oil – 250 to 5,000 SUS

### Technical Specifications

Output per stroke (single shot only) . . . . .	0.80 in <sup>3</sup> (13 cm <sup>3</sup> )
Maximum output pressure . . . . .	450 psi (31 bar)
Ratio . . . . .	4.5:1
Reservoir material . . . . .	Plastic or metal, rectangular
Reservoir size . . . . .	4 pt (1.89 liter) or 10 pt (4.73 liter)
Minimum on-time . . . . .	.5 seconds
Minimum off-time . . . . .	.15 seconds

### Ordering Information

Injecto-Flo AO-1 Pumps	
562845	Pump, 4 pt (1.89 liter) plastic rectangular reservoir
562846	Pump, 10 pt (4.73 liter) metal rectangular reservoir
Low Level Switches	
556018	Low level switch for 3 liter reservoirs
556019	Low level switch for 6 and 12 liter reservoirs



562845

# Pneumatic Pumps

## LubriSystem®

### Air Operated Pump for Single Line Parallel Systems

Easy to design, modify and adjust for oil or grease applications large or small. Great for operation of piston distributors. Rugged construction maximizes your productivity – upgrading to the internal timer control completely automates the system. All packages include internal pressure relief, so no need to install extra parts with additional costs. Combine with LubriSystem injectors for easy, low cost system design solutions.

- Ability to serve large systems – up to 100 lube points or more
- Efficient design promotes increase productivity and less downtime
- Several reservoir choices for both oil and grease applications

### Typical Applications

- In plant equipment and machinery

### Lubrication Used

- Oil and Grease up to NLGI #1

### Technical Specifications

Output per Stroke . . . . .	1.5 in <sup>3</sup> (24.6 cm <sup>3</sup> )
Max Output Pressure . . . . .	.360 to 1,350 psi (25 to 93 bar)
Air Inlet Pressure . . . . .	40 to 150 psi (3 to 10 bar)
Ratio . . . . .	.9:1
Reservoir Material . . . . .	Plastic, Cylindrical
Reservoir Size . . . . .	6 lb (2.72 kg), 12 lb (5.44 kg) or 20 lb (9.06 kg), 6 pt (2.84 liter), 12 pt (5.68 liter) or 20 pt (9.46 liter)



563575

### Ordering Information

LubriSystem Pump w/out Reservoir	
563579	Standard Pump
LubriSystem Standard Oil Pumps	
563574	LubriSystem Pump w/6 pt (2.84 liter) Plastic Cylindrical Reservoir
563575	LubriSystem Pump w/12 pt (5.68 liter) Plastic Cylindrical Reservoir
563576	LubriSystem Pump w/20 pt (9.46 liter) Plastic Cylindrical Reservoir
563577	LubriSystem Pump w/6 pt (2.84 liter) Plastic Cylindrical Reservoir, 10 watt Low Level Switch
563578	LubriSystem Pump w/12 pt (5.68 liter) Plastic Cylindrical Reservoir, 10 watt Low Level Switch
LubriSystem Standard Air Operated Pumps Reservoir Assemblies	
563571	LubriSystem Pump w/6 lb (2.72 kg) Plastic Cylindrical Reservoir
563572	LubriSystem Pump w/6 lb (2.72 kg) Plastic Cylindrical Reservoir, Low Level Switch
563573	LubriSystem Pump w/12 lb (5.44 kg) Plastic Cylindrical Reservoir, Low Level Switch
LubriSystem Plastic Oil Reservoirs	
562892	12 pt (5.68 liter) Reservoir
562893	20 pt (9.46 liter) Reservoir
LubriSystem Plastic Grease Reservoirs	
562907	6 lb (2.72 kg) Reservoir
562896	12 lb (5.44 kg) Reservoir
562897	20 lb (9.06 kg) Reservoir

LubriSystem Low Level Switches - Oil Reservoirs only	
563014	10 watt Low Level Switch for 6 pt (2.84 liter) Reservoirs
563015	10 watt Low Level Switch for 12 pt (5.68 liter) Reservoirs
563016	10 watt Low Level Switch for 20 pt (9.46 liter) Reservoirs
563318	15 amp Low Level Switch for 6 pt (2.84 liter) Reservoirs
563316	15 amp Low Level Switch for 12 pt (5.68 liter) Reservoirs
563317	15 amp Low Level Switch for 20 pt (9.46 liter) Reservoirs
LubriSystem Low Level Switches - Grease Reservoirs only	
563322	15 amp Low Level Switch for all Grease Reservoirs
LubriSystem Solenoid Valves	
563315	115 VAC Solenoid Valve
563332	24 VDC Solenoid Valve
LubriSystem Repair Kits	
563762	Standard Pump Repair/Rebuild Kit - includes Pump Diaphragm

# Manual Pumps

## Grease Gun

### Features and Benefits

A simple, compact, cost-effective way to deliver oil or grease. Ideal for purging existing centralized systems when changing lubrication or performing maintenance.

- Ideal for troubleshooting and system testing
- Handy carrying case for easy portability

### Lubrication Used

- Oil and Grease

### Technical Specifications

Output per Stroke . . . . . 0.09 in<sup>3</sup> (1.5 cm<sup>3</sup>)  
Pressure Rating . . . . . 5,000 psi (345 bar)  
Reservoir Capacity . . . . . 1 pint (500 cm<sup>3</sup>), 1 lb (0.453 kg) or use 14-14.5 oz grease cartridge  
Pump body and Reservoir Material . . . . . Steel  
Storage Case Material. . . . . HDPE Plastic



562857

### Ordering Information

Manual Grease Gun	
562857	Pump package with carrying case
558959	Wall mount bracket
200389	6 in rigid extension



# Manual Pumps

## PH Pump™

### Versatile and Tough

Built with aluminum and steel components to meet the high standards of performance and quality you expect from Graco products. Available with a choice of standard clear plastic or metal Modu-Flo reservoirs for either oil or grease. Modular pump/reservoir design plus built-in features enable the PH Manual Pump to be customized for a wide range of applications.

- Built-in volume indicator provides easy verification that lubricant is being delivered to the system and that divider valves are completing lube cycles
- Wide applicability is provided by an optional two-outlet valve that mounts under the pump outlet. This valve allows the pump to serve two different systems or to supply one separate manual reversing system.
- Single-acting positive displacement pump design minimizes the number of moving and wearing parts for extended pump life and reduced maintenance
- Built-in automatic relief valve protects system components from over-pressure
- Built-in outlet check valve prevents back pressure from damaging pump and minimizes chance for contaminants to get into the pump or the lube supply



564379

### Typical Applications

- In-plant equipment and machinery

### Lubrication Used

- Oil and Grease

### Technical Specifications

Pump Output . . . . . 0.150 in<sup>3</sup> (2.46 cm<sup>3</sup>) per full stroke  
 Maximum Operating Pressure . . . . . 3,000 psi (207 bar)  
 High Pressure Protection Relief Valve . . . . . Set @ 2,500 psi (172 bar)  
 Force to Operate Handle . . . . . 29 lb (13.14 kg) per 1,000 psi @ rated pressure  
 Reservoir Capacities . . . . . 5 pint (2.37 liter) or 5 lb (2.27 kg), 6 pint (2.84 liter) or 6 lb (2.72 kg),  
 12 pint (5.68 liter) or 12 lb (5.44 kg), 20 pint (9.46 liter) or 20 lb (9.06 kg)

### Ordering Information

PH Pump	
563393	Pump (w/out reservoir)
564378	Pump w/5 pint (2.37 liter) Plastic Cylindrical Oil Reservoir
564379	Pump w/5 lb. (2.27 kg) Plastic Cylindrical Grease Reservoir
564381	Pump w/5 lb. (2.27 kg) Metal Cylindrical Grease Reservoir
564389	Pump w/6 lb. (2.72 kg) Plastic Cylindrical Grease Reservoir
564383	Pump w/12 lb. (5.44 kg) Plastic Cylindrical Grease Reservoir
564386	Pump w/20 lb. (9.06 kg) Plastic Cylindrical Grease Reservoir
564385	Pump w/20 pint (9.46 liter) Plastic Cylindrical Oil Reservoir
564384	Pump w/12 lb. (5.44 kg) Metal Cylindrical Grease Reservoir
564387	Pump w/6 pint (2.84 liters) Plastic Cylindrical Oil Reservoir
564365	Two-Outlet Valve
557864	3,000 psi (207 bar) Pressure Gauge
563160	Automatic 2,500 psi (172 bar) Relief Valve
558906	Coupler for Grease Fill Stud

# Manual Pumps

## LubriSystem®

### Features and Benefits

The LubriSystem hand pump package offers versatility for use in any application, large or small. Great for operation with Injectors or Piston Distributors, with oil or grease. Sturdy construction of aluminum and steel to provide years of service. Compact design can be used in areas where space is limited. Rugged bracket allows the pump package to be mounted in place in any applications.

- Bracket-mount design for easy installation
- Rugged design for years of operation
- Built-in pressure venting for use with injectors

### Typical Applications

- General machinery lubrication where power is limited or not available

### Lubrication Used

- Oil
- Grease up to NLGI #1

### Technical Specifications

Output per Stroke . . . . .	0.125 in <sup>3</sup> (2 cm <sup>3</sup> )
Output Pressure . . . . .	3,000 psi (207 bar)
Force to Operate Handle . . . . .	.20 lb (9 kg) per 1,000 psi (69 bar)
Reservoir . . . . .	Plastic, Cylindrical
Reservoir Size. . . . .	6 pint (2.84 liter) or 6 lb (2.72 kg), 12 pint (5.68 liter) or 12 lb (5.44 kg), 20 pint (9.46 liter) or 20 lb (9.06 kg)



564422

### Ordering Information

LubriSystem Hand-Operated Pumps	
564419	Hand Pump w/12 pt (5.86 liter) Plastic Oil Reservoir, 3,000 psi Gauge
564420	Hand Pump w/20 pt (9.46 liter) Plastic Oil Reservoir, 3,000 psi Gauge
564421	Hand Pump w/6 lb (2.72 kg) Plastic Grease Reservoir, 3,000 psi Gauge
564422	Hand Pump w/12 lb (5.44 kg) Plastic Grease Reservoir, 3,000 psi Gauge
564423	Hand Pump w/20 lb (9.06 kg) Plastic Grease Reservoir, 3,000 psi Gauge
LubriSystem Hand-Operated Pump Components	
563580	Hand Pump Body w/out Reservoir
LubriSystem Hand-Operated Pump Pressure Gauge	
557864	3,000 psi Gauge
LubriSystem Hand-Operated Pump Reservoirs	
562904	6 pt (2.84 liter) Plastic Oil Reservoir
562889	12 pt (5.68 liter) Plastic Oil Reservoir
562890	20 pt (9.46 liter) Plastic Oil Reservoir
562905	6 lb (2.72 kg) Plastic Grease Reservoir
562884	12 lb (5.44 kg) Plastic Grease Reservoir
562885	20 lb (9.06 kg) Plastic Grease Reservoir

# Manual Pumps

## Thrif-T Luber®

### Features and Benefits

A simple and effective positive displacement pump that delivers up to 0.50 cubic inches per stroke. Compact design easily mounts on any piece of equipment. A spring return drives the piston for controlled lubrication delivery.

- Modular system design allows configurations to work in all applications
- Easy to standardize on components and reduce inventory
- Adjustable pump output for fast, convenient customizing

### Typical Applications

- Small machine tools

### Lubrication Used

- Oil (100-10,000 SUS)

### Technical Specifications

Output per Stroke . . . . .	0.50 in <sup>3</sup> (8.2 cm <sup>3</sup> )
Output Pressure . . . . .	75 psi (5 bar)
Operating Temp . . . . .	0°F to 140°F (-17.8°C to 60°C)
Reservoir Size . . . . .	.4 pt (1.89 liter)

### Ordering Information

Thrif-T Lube Pump	
564012	TLMP-00 - Thrif-T Luber Manual Pump, Standard



564012

# Mechanical Pumps

## LubeMaster® Ratchet Drive Pump

### Features and Benefits

Lubricates only while the machine is running! The LubeMaster Clutch Drive is a rugged, reliable pump powered mechanically by the machine using the lubrication. This pump is ideal for applications where lubrication cycles vary and are unpredictable.

- Rugged design for harsh-duty applications
- Mechanical link to machine—lubricates only while machine is running
- No separate power supply required

### Typical Applications

- Presses, Banbury mixers, rubber mills, upsetters, heading machines, crane trolleys

### Lubrication Used

- Oil and Grease up to NLGI #2



LM5214

### Technical Specifications

Min./Max. Pump Output Chart				Output Per Hour	
Degrees of Throw	Effective Ratio	Impulses Per Minute	Pump Strokes Per Hour	Minimum	Maximum
12°	30:1	5 Min.	10	0.100 in <sup>3</sup> (1.639 cm <sup>3</sup> )	0.500 in <sup>3</sup> (8.195 cm <sup>3</sup> )
60°	6:1	150 Max.	1500	15.00 in <sup>3</sup> (245.85 cm <sup>3</sup> )	75.00 in <sup>3</sup> (1,229.25 cm <sup>3</sup> )

### Ordering Information

LubeMaster	
LM6214	20 lb (9.06 kg) Plastic Grease Reservoir (562897), Clutch Drive w/Arm (563383), Low Level Switch (12 lb / 5.44 kg and 20 lb / 9.06 kg Grease, SPDT) (563322)
LM8211	20 lb (9.06 kg) Metal Grease Reservoir (562899), Clutch Drive w/Arm (563383)
LM4211	20 pt (9.46 liter) Metal Oil Reservoir (562895), Clutch Drive w/Arm (563383)
LM7211	12 lb (5.44 kg) Metal Grease Reservoir (562898), Clutch Drive w/Arm (563383)
LM5211	12 lb (5.44 kg) Plastic Grease Reservoir (562896), Clutch Drive w/Arm (563383)
LM5214	12 lb (5.44 kg) Plastic Grease Reservoir (562896), Clutch Drive w/Arm (563383), Low Level Switch (12 lb / 5.44 kg and 20 lb / 9.06 kg Grease, SPDT) (563322)


See page 23 for a complete LubeMaster ordering menu.

# Mechanical Pumps

## MLS Series™

### Simple Installation and Operation

MLS Mechanical Lube Pumps are designed for automatic lubrication of machinery where machine motion can be used as the power source for the pump. Two pump types are available where the mechanical action is transmitted directly to the pump piston, combining compactness and simplicity. RMLS Pumps are equipped with a cam roller for cam or stop actuation. The EMLS-5 Pump is furnished with a drive arm with adjustable clevis position for powering the pump via a connecting rod from an eccentric pin in the end of a rotating shaft or other back-and-forth movement.



RMLS Pump

### Typical Applications

- Where mechanical machine drive can be utilized

### Technical Specifications

#### Minimum Piston Stroke Lube Discharge

RMLS-5 . . . . . 0.005 in<sup>3</sup> @ 3/16 in  
 RMLS-50 . . . . . 0.050 in<sup>3</sup> @ 5/16 in

#### Max Piston Stroke Lube Discharge

RMLS-5 . . . . . 0.012 in<sup>3</sup> @ 3/8 in  
 RMLS-50 . . . . . 0.050 in<sup>3</sup> @ 17/32 in

#### EMLS-5

Arm Travel . . . . . 2-3/4 in, 2-1/16 in, 1-5/16 in  
 Piston Travel . . . . . 3/8 in, 9/32 in, 1-5/16 in  
 Lube Discharge . . . . . 0.012 in<sup>3</sup>, 0.008 in<sup>3</sup>, 0.005 in<sup>3</sup>



EMLS Pump

### Ordering Information

MLS Series Pumps	
562860	RMLS-5
562861	EMLS-5
562858	RMLS-50
563900	RMLS/EMLS-5 Repair Kit
563901	RMLS-50 Repair Kit

# Hydraulic Pumps

## Modu-Flo®

### Features and Benefits

The Modu-Flo system is ideal for applications where minimizing downtime is critical. Customizing is easy—just mix and match pumps, reservoir and manifolds in any configuration to meet any application. Replace the pump or reservoir without disconnecting lubrication lines. Choose from a wide variety of hydraulic pumps that operate with grease or oil.

- Modular system design allows configurations to work in all applications
- Easy to standardize on components and reduce inventory
- Adjustable pump output for fast, convenient customization



563305

### Typical Applications

- General machinery lubrication where power is limited or not available

### Lubrication Used

- Oil
- Grease up to NLGI #2

### Technical Specifications

Output per Stroke . . . . . 0.010 to 0.120 in<sup>3</sup> (0.164 to 1.966 cm<sup>3</sup>)

### Ordering Information

Part Number	Model	Pump Ratio	Pump Output Range per Stroke, in <sup>3</sup> (cm <sup>3</sup> )	Maximum Cycles per Minute		Input Hydraulic Pressure Range, PSI (bar)		Maximum Fluid Output Pressure, PSI (bar)	Repair Kit Part Number
				Oil	Grease	Minimum	Maximum		
563305	HLJ-5M	5.5:1	0.010 to 0.030 (0.164 to 0.492)	60	10	200 (13.8)	2,000 (138)	3,000 (207)	563905
563307	HLJ-25M		0.030 to 0.120 (0.492 to 1.966)	50					3,000 (207)
563345	HLJ-5X	2.2:1	0.030 to 0.092 (0.492 to 1.508)						

See pneumatic Modu-Flo section for a complete list of configurable parts.

# Single Line Resistive

Thrif-T Luber®

## Simple Solutions to Tight Spaces and Budgets

- Fast payback—easily pays for itself!
- Easy system design and modification
- Full range of metering amounts for lubricating almost any machine
- Available in three types and ten flow ranges to meet lube requirements
- Quality sintered bronze filters won't shred or clog like felt filters

## Typical Applications

- Simple time and flow metering system; ideal for small to medium-sized lathes or grinders

## Typical Fluids Handled

- Oil

## Technical Specifications

Cracking Pressure.....	2 psi (0.1 bar)
Maximum Pressure.....	150 psi (10 bar)
Filter Rating.....	40 micron
Orifice Type A.....	Direct to bearing
Orifice Type B.....	Manifold
Orifice Type C.....	Direct to bearing or Tee

## Ordering Information

Thrif-T Luber - Type A Orifice	
564019	TLOA-0
564020	TLOA-1
564021	TLOA-2
564022	TLOA-3
564023	TLOA-4
564024	TLOA-5
564025	TLOA-2/0
564026	TLOA-3/0
564027	TLOA-4/0
564028	TLOA-5/0
Thrif-T Luber - Type B Orifice	
564038	TLOB-0
564039	TLOB-1
564040	TLOB-2
564041	TLOB-3
564042	TLOB-4
564043	TLOB-5
564044	TLOB-2/0
564045	TLOB-3/0
564046	TLOB-4/0
564047	TLOB-5/0
Thrif-T Luber - Type C Orifice	
564029	TLOC-0
564030	TLOC-1
564031	TLOC-2



564020



564034

*Quality sintered bronze filters won't shred or clog like felt filters*

Thrif-T Luber - Type C Orifice	
564032	TLOC-3
564033	TLOC-4
564034	TLOC-5
564035	TLOC-2/0
564036	TLOC-3/0
Thrif-T Luber Hardware	
561217	TLMB-04 - 4-Port Manifold Bar
561218	TLMB-06 - 6-Port Manifold Bar
561219	TLMB-08 - 8-Port Manifold Bar
561220	TLMB-10 - 10-Port Manifold Bar
561215	TLTF-00 - Tee
561216	TLAB-00 - Anchor Block
558220	TLBF-00 - Bearing Fitting
558189	TLCN-00 - Compression Nut
558156	TLTC-01 - Tube Clip, 1-Tube
558157	TLTC-02 - Tube Clip, 2-Tubes
558158	TLTC-03 - Tube Clip, 3-Tubes
558159	TLTC-04 - Tube Clip, 4-Tubes
Thrif-T Luber Accessories	
564053	TLLF-00 - In-Line Filter
558296	TLPG-00 - Pressure Gauge
561143	TLTP-25 - 5/32 in (3.96 mm) Tubing, 25 feet (762 cm)
563162	Relief Valve - 150 psi (10 bar)
556677	Reservoir Plug



# Single Line Parallel Piston Distributors

## Features and Benefits

- Piston distributor style single line meters known world-wide for fast, simple installation
- Seven different groups with two different mounting types, thread to manifold or cast manifold to serve a broad range of lube point requirements
- Metering nipples can be changed to fine-tune your dispense volumes



## Typical Applications

- Compact metering system with a wide range of outputs; ideal for medium-sized cutting machine tools



## Typical Fluids Handled

- Oil - 32 to 2,000 cst
- Fluid grease up to NLGI #00

## Technical Specifications

	3400 Series	3410 Series	3500 Series	3510 Series	3900 Series	3910 Series
Oil/Fluid Grease	Oil	Fluid grease	Oil	Fluid grease	Oil	Fluid grease
Reset Pressure	150 psi (10 bar)	150 psi (10 bar)	150 psi (10 bar)	150 psi (10 bar)	150 psi (10 bar)	150 psi (10 bar)
Max. Operating Pressure	650 psi (45 bar)	650 psi (45 bar)	650 psi (45 bar)	650 psi (45 bar)	650 psi (45 bar)	650 psi (45 bar)
Output Range	.0006 to .009 in <sup>3</sup> (0.01 to 0.16 cm <sup>3</sup> )	.0006 to .006 in <sup>3</sup> (0.01 to 0.10 cm <sup>3</sup> )	.006 to .036 in <sup>3</sup> (0.1 to 0.6 cm <sup>3</sup> )	.006 to .018 in <sup>3</sup> (0.1 to 0.3 cm <sup>3</sup> )	0.012 to 0.09 in <sup>3</sup> (0.2 to 1.5 cm <sup>3</sup> )	.006 to .018 in <sup>3</sup> (0.1 to 0.3 cm <sup>3</sup> )
Metering Nipple Options	5	4	4	3	5	3
Cast Manifold Outlets	2, 3, or 5	2, 3, or 5	2, 3, or 5	2, 3, or 5	2 or 3	2 or 3

## Ordering Information

3400 Series Single Point Piston Distributors - Oil	
558306	0.01 cm <sup>3</sup> Output, M8 x 1
558307	0.03 cm <sup>3</sup> Output, M8 x 1
558308	0.06 cm <sup>3</sup> Output, M8 x 1
558309	0.10 cm <sup>3</sup> Output, M8 x 1
558310	0.16 cm <sup>3</sup> Output, M8 x 1
122804	0.01 cm <sup>3</sup> Output, M10 x 1
122805	0.03 cm <sup>3</sup> Output, M10 x 1
122806	0.06 cm <sup>3</sup> Output, M10 x 1
122807	0.10 cm <sup>3</sup> Output, M10 x 1
122808	0.16 cm <sup>3</sup> Output, M10 x 1
3410 Series Single Point Piston Distributors - Fluid Grease	
121654	0.01 cm <sup>3</sup> Output, M8 x 1
121655	0.03 cm <sup>3</sup> Output, M8 x 1
121656	0.06 cm <sup>3</sup> Output, M8 x 1
121657	0.10 cm <sup>3</sup> Output, M8 x 1

3400/3410 Series Bar Manifolds – use with M8 Piston Distributors		
Part Number	Inlet Thread	Outlet Thread and Quantity
15X624	M8	M8-1 Port (Tee)
15X667	M10	M8-2 Port
15X668	M10	M8-3 Port
15X669	M10	M8-4 Port
15X670	M10	M8-5 Port
15X671	M10	M8-6 Port
15X672	M10	M8-7 Port
15X673	M10	M8-8 Port
15X674	M10	M8-10 Port
15X683	M14	M8-2 Port
15X684	M14	M8-3 Port
15X685	M14	M8-4 Port
15X686	M14	M8-5 Port
15X687	M14	M8-6 Port
15X688	M14	M8-7 Port
15X689	M14	M8-8 Port
15X690	M14	M8-10 Port

# Single Line Parallel

## Piston Distributors

### Ordering Information

#### 3500 Series Single Point Piston Distributors - Oil

121658	0.10 cm <sup>3</sup> Output, M10 x 1
121659	0.20 cm <sup>3</sup> Output, M10 x 1
121660	0.40 cm <sup>3</sup> Output, M10 x 1
121661	0.60 cm <sup>3</sup> Output, M10 x 1

#### 3510 Series Single Point Piston Distributors - Fluid Grease

121662	0.10 cm <sup>3</sup> Output, M10 x 1
121663	0.20 cm <sup>3</sup> Output, M10 x 1
121664	0.30 cm <sup>3</sup> Output, M10 x 1

#### 3500/3510 Series Bar Manifolds – use with M10 Piston Distributors

Part Number	Inlet Thread	Outlet Thread and Quantity
15X625	M10	M10-1 Port (Tee)
15X675	M10	M10-2 Port
15X676	M10	M10-3 Port
15X677	M10	M10-4 Port
15X678	M10	M10-5 Port
15X679	M10	M10-6 Port
15X680	M10	M10-7 Port
15X681	M10	M10-8 Port
15X682	M10	M10-10 Port
15X691	M14	M10-2 Port
15X692	M14	M10-3 Port
15X693	M14	M10-4 Port
15X694	M14	M10-5 Port
15X695	M14	M10-6 Port
15X696	M14	M10-7 Port
15X697	M14	M10-8 Port
15X698	M14	M10-10 Port

#### 3900 Series Single Point Piston Distributors - Oil

121665	0.20 cm <sup>3</sup> Output, M14 x 1.5
121666	0.40 cm <sup>3</sup> Output, M14 x 1.5
121667	0.60 cm <sup>3</sup> Output, M14 x 1.5
121668	1.00 cm <sup>3</sup> Output, M14 x 1.5
121669	1.50 cm <sup>3</sup> Output, M14 x 1.5

#### 3910 Series Single Point Piston Distributors - Fluid Grease

122825	0.10 cm <sup>3</sup> Output, M12 x 1
122826	0.20 cm <sup>3</sup> Output, M12 x 1
122827	0.30 cm <sup>3</sup> Output, M12 x 1
121670	0.10 cm <sup>3</sup> Output, M14 x 1.5
121671	0.20 cm <sup>3</sup> Output, M14 x 1.5
121672	0.30 cm <sup>3</sup> Output, M14 x 1.5

#### 3900/3910 Series Bar Manifolds – use with M14 Piston Distributors

Part Number	Inlet Thread	Outlet Thread and Quantity
15X626	M14	M14-1 Port (Tee)
15X699	M14	M14-2 Port
15X700	M14	M14-3 Port
15X701	M14	M14-4 Port
15X702	M14	M14-5 Port
15X703	M14	M14-6 Port
15X704	M14	M14-7 Port
15X705	M14	M14-8 Port
15X706	M14	M14-10 Port

# Single Line Parallel Piston Distributors

## Ordering Information

3400 Cast Manifolds	
122841	2 Outlets, Oil PD, Complete w/Red Plastic Cover
122861	3 Outlets, Oil PD, Complete w/Red Plastic Cover
122862	5 Outlets, Oil PD, Complete w/Red Plastic Cover
3400 Metering Nipples	
122989	0.01 cm <sup>3</sup> (#1)
558311	0.03 cm <sup>3</sup> (#2)
558312	0.06 cm <sup>3</sup> (#3)
558313	0.10 cm <sup>3</sup> (#4)
558314	0.16 cm <sup>3</sup> (#5)
3410 Cast Manifolds	
122863	2 Outlets, Fluid Grease PD, Complete w/White Plastic Cover
122864	3 Outlets, Fluid Grease PD, Complete w/White Plastic Cover
122865	5 Outlets, Fluid Grease PD, Complete w/White Plastic Cover
3410 Metering Nipples	
122990	0.01 cm <sup>3</sup> (#1)
558324	0.03 cm <sup>3</sup> (#2)
558325	0.06 cm <sup>3</sup> (#3)
558326	0.10 cm <sup>3</sup> (#4)
3500 Cast Manifolds	
122866	2 Outlets, Oil PD, Complete w/Red Plastic Cover
122868	3 Outlets, Oil PD, Complete w/Red Plastic Cover
122869	5 Outlets, Oil PD, Complete w/Red Plastic Cover
3500 Metering Nipples	
558315	0.10 cm <sup>3</sup> (#4)
558316	0.20 cm <sup>3</sup> (#5)
558317	0.40 cm <sup>3</sup> (#6)
558318	0.60 cm <sup>3</sup> (#7)
3510 Cast Manifolds	
122885	2 Outlets, Fluid Grease PD, Complete w/White Plastic Cover
122886	3 Outlets, Fluid Grease PD, Complete w/White Plastic Cover
122887	5 Outlets, Fluid Grease PD, Complete w/White Plastic Cover
3510 Metering Nipples	
558327	0.10 cm <sup>3</sup> (#4)
558328	0.20 cm <sup>3</sup> (#5)
558329	0.30 cm <sup>3</sup> (#6)

3900 Cast Manifolds	
122888	2 Outlets, Oil PD, Complete w/Red Plastic Cover
122889	3 Outlets, Oil PD, Complete w/Red Plastic Cover
3900 Metering Nipples	
558319	0.20 cm <sup>3</sup> (#5)
558320	0.40 cm <sup>3</sup> (#6)
558321	0.60 cm <sup>3</sup> (#7)
558322	1.00 cm <sup>3</sup> (#8)
558323	1.50 cm <sup>3</sup> (#9)
3910 Cast Manifolds	
122890	2 Outlets, Fluid Grease PD, Complete w/White Plastic Cover
122891	3 Outlets, Fluid Grease PD, Complete w/White Plastic Cover
3910 Metering Nipples	
558330	0.10 cm <sup>3</sup> (#4)
558331	0.20 cm <sup>3</sup> (#5)
558332	0.30 cm <sup>3</sup> (#6)
Direct-to-Bearing Piston Distributors - For Oil Only	
122789	Direct Type F (M14/D4/0.03 cm <sup>3</sup> )
122790	Direct Type F (M14/D4/0.06 cm <sup>3</sup> )
122791	Direct Type F (M14/D4/0.10 cm <sup>3</sup> )
122792	Direct Type F (M14/D6/0.03 cm <sup>3</sup> )
122793	Direct Type F (M14/D6/0.06 cm <sup>3</sup> )
122794	Direct Type F (M14/D6/0.10 cm <sup>3</sup> )
122795	Direct Type GB (D10.35/0.03 cm <sup>3</sup> )
122796	Direct Type GB (D10.35/0.06 cm <sup>3</sup> )
122797	Direct Type GB (D10.35/0.10 cm <sup>3</sup> )
122798	Direct Type GC (D13.5/0.10 cm <sup>3</sup> )
122799	Direct Type GC (D13.5/0.20 cm <sup>3</sup> )
122800	Direct Type GC (D13.5/0.30 cm <sup>3</sup> )
122801	Direct Type GC (D13.5/0.40 cm <sup>3</sup> )

Refer to Graco manual #313759 for more details on Piston Distributors.

# Single Line Parallel LubriSystem® Injectors

## Features and Benefits

- Two piece compression fitting included for fast, easy installation
- Bundled system tubing available for easy installation
- Threaded outlet allows for manifold or direct-to-bearing mounting
- Adjustable output volume

## Typical Applications

- Designed for frequent, medium-pressure metering; ideal for medium-sized forming or injection-molding machines. Includes system pressure monitoring.

## Typical Fluids Handled

- Oil to NLGI #0

## Technical Specifications

Operating Pressure (max) .....	1,000 psi (69 bar)
Output Range .....	0.002 to 0.024 in <sup>3</sup> (0.033 to 0.393 cm <sup>3</sup> )
Minimum Pressure to Fire Injectors .....	450 psi (31 bar)
Reset Pressure .....	160 psi (11 bar)
Minimum On-Time .....	30 seconds
Minimum Off-Time .....	3 minutes

## Ordering Information

Injectors				
Size #	Output in <sup>3</sup> (cm <sup>3</sup> )	Adjustment Spacers	Aluminum Alloy Injectors (Oil)	Aluminum Alloy Injectors (Grease)
			Part No.	Part No.
0	0.002 (0.033)	–	24Z888	24Z682
1	0.005 (0.082)	1	24Z889	24Z683
2	0.009 (0.148)	2	24Z890	24Z684
3	0.012 (0.197)	3	24Z891	24Z685
4	0.015 (0.246)	4	24Z892	24Z686
8	0.024 (0.393)	4	24Z893	24Z681
Spare O-ring			556587	556586
LubriSystem Manifolds and Accessories				
563769	Injector cycle Indicator			
24Z808	Injector port plugs with O-ring for aluminum manifold			
555808	End of line manifold plugs			
557901	Manifold Injector Outlet Plug			
557898	Aluminum output adjustment spacer			



# Single Line Parallel

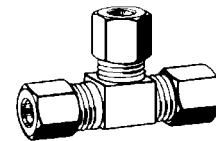
## LubriSystem® Accessories

### Ordering Information

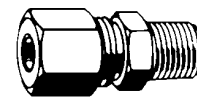
Heavy Wall Lube Lines (tubing)	
561132	Main Line (pump to manifold): 5/16 in OD x .059 in wall (7.9 mm x 1.5 mm), black, 60 feet (18.3 m) Burst Pressure Min. - 1,500 psi (103 bar) at 75°F (24°C)
561131	Point Distribution Line (injector to lube point): 3/16 in OD x .044 in wall (4.8 mm x 1.1 mm), black, 60 feet (18.3 m) Burst Pressure Min. - 2,000 psi (138 bar) at 75°F (24°C)
Self-Aligning Ferrules And Nuts	
556660	Brass Nut, w/captive ferrule, 3/16 in (4.8 mm) tube
556666	Brass Nut, w/captive ferrule, 5/16 in (7.9 mm) tube
557963	Brass Inserts for 5/16 in (7.9 mm) tubing (pack of 20)
Tees And Unions	
556636	Male Branch Tee, 5/16 in (7.94 mm) tube, 1/8 in (3.2 mm) NPTF Brass
556637	Union Tee, 5/16 (7.94 mm) tube, Brass
556647	Union, 3/16 (4.8 mm) tube, Brass
556648	Union, 5/16 (4.8 mm) tube, Brass
Brass Connectors	
556642	Female Connector, 3/16 in (4.8 mm) tube x 1/8 in (3.2 mm) NPTF
556643	Female Connector, 5/16 in (7.94 mm) tube x 1/8 in (3.2 mm) NPTF
556644	Male Connector, 3/16 in (4.8 mm) tube x 1/8 in (3.2 mm) NPTF
556645	Male Connector, 5/16 in (7.94 mm) tube x 1/8 in (3.2 mm) NPTF
556646	Male Connector, 5/16 in (7.94 mm) tube x 1/4 in (6.35 mm) NPTF
Tubing Straps	
563770	100 pieces, 11-1/2 in (292 mm)
Steel Pipe and Adapter Elbows	
15K740	1/4 in-28 in / 6.35 mm-711 cm (male) x 1/8 in (3.2 mm) NPTF (female), 90° Adapter Elbow
15K783	90° Street Elbow, 1/8 in (3.2 mm) NPTF, PTF SAE Short
557395	45° Street Elbow, 1/8 in (3.2 mm) NPTF
Brass Male Tube Elbows	
556638	3/16 in (4.8 mm) tube x 1/8 in (3.2 mm) NPTF
556639	5/16 in (7.94 mm) tube x 1/8 in (3.2 mm) NPTF
556640	5/16 in (7.94 mm) tube x 1/4 in (6.35 mm) NPTF
Harness Clamps and Brackets	
557943	5/16 in (7.94 mm) diameter
557946	3/8 in (9.53 mm) diameter
557944	7/16 in (11.11 mm) diameter
557947	1/2 in (12.7 mm) diameter
557945	5/8 in (15.22 mm) diameter
Miscellaneous	
561113	Air Line Restrictor, 1/2 in x 1/8 in (12.7 mm x 3.2 mm), M to F Pipe
561114	Air Line Restrictor, 3/8 in x 1/8 in (9.53 mm x 3.2 mm), M to F Pipe
557374	Trabon Style Fill Stud
557880	Grease Jockey Style Fill Stud
Fill Couplers, mate w/above fill studs	
558906	Coupler for use with 557374
121474	Coupler for use with 557880




561132



556637




556643



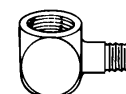
563770




15K783



556638



15K740




557947

# Single Line Parallel

## GL-32™ and GL-43™ Injectors

### Features and Benefits

- Accurate, reliable and adjustable lubrication for each lube point. Systems are easy to design, fast to set up and allow you to add or subtract lube points without having to redesign your lubrication system
- Versatile high performance – works with oil and grease grades to NLGI #2
- All injectors come standard with fluoroelastomer seals for use with synthetic lubricants and high temperature applications – up to 350°F (176°C)



24A923

### Typical Applications

- In-plant machinery, mobile equipment and anywhere adjustable lubrication output is desired

### Typical Fluids Handled

- Oil (10 weight minimum) and grease up to NLGI #2

### Technical Specifications

	GL-32 Grease Injectors	GL-43 Oil Injectors
Maximum Operating Pressure	3,500 psi (241 bar)	1,000 psi (69 bar)
Minimum Operating Pressure	1,200 psi (83 bar)	750 psi (52 bar)
Typical Operating Pressure	1,500 psi (103 bar)	850 psi (59 bar)
Reset Pressure	200 psi (13.7 bar)	150 psi (10 bar)
Output Volume Per Cycle (adjustable)	0.001 to 0.008 in <sup>3</sup> (0.02 to 0.13 cm <sup>3</sup> )	
Maximum Temperature Rating	350°F (176°C)	
Cycle Indication	Visual pin	
Instruction Manual	313798	

### Ordering Information

		GL-32 Grease Injectors		GL-43 Oil Injectors
		Carbon Steel	304 Stainless	Carbon Steel
Porting	Stand-Alone Injector, 1/4 NPT male inlet, 1/8 in OD tube outlet	24A919*	24E389*	24E240*
	Replacement Injector for manifolds, 1/8 in OD tube outlet	24A920*	24E390*	24E245*
	1-Injector Manifold, 1/4 NPT female inlet, 1/8 in OD tube outlet	24A921	24E391	24E241
	2-Injector Manifold, 1/4 NPT female inlet, 1/8 in OD tube outlet	24A922	24E392	24E242
	3-Injector Manifold, 1/4 NPT female inlet, 1/8 in OD tube outlet	24A923	24E393	24E243
	4-Injector Manifold, 1/4 NPT female inlet, 1/8 in OD tube outlet	24A924	24E394	24E244
	Replacement Injector for manifolds, 6 mm OD tube outlet	24F508*	24F550*	24F543*
	1-Injector Manifold, 1/8 BSPP female inlet, 6 mm OD tube outlet	24F509	24F551	24F544
	2-Injector Manifold, 1/8 BSPP female inlet, 6 mm OD tube outlet	24F510	24F552	24F545
	3-Injector Manifold, 1/8 BSPP female inlet, 6 mm OD tube outlet	24F511	24F553	24F546
	4-Injector Manifold, 1/8 BSPP female inlet, 6 mm OD tube outlet	24F512	24F554	24F548
	Repair/Overhaul Kit	24B360	24F944	24F201

\*Must be ordered in quantities of five.

		GL-32, GL-33, GL-42 and GL-43 Outlet Fittings	
		Carbon Steel	Stainless Steel
Porting	JIC-4 male	17B168	17B169
	1/8 in OD tube	24B677	24F943
	1/8 in OD Push-to-Connect	17B879	17B880
	1/8 in NPT female	17B780	17B781
	4 mm OD tube	24F513	24F555
	6 mm OD tube	24F514	24F556
	Closure Plug	17B782	17B783

Accessories	
24W495	Manual grease fitting adapter – compatible with 1/8 in OD tube outlet only
17B785	Measuring chamber vinyl cap


See page 58 for fitting and accessory illustrations.

# Single Line Parallel

## GL-33™ and GL-42™ Injectors

### Features and Benefits

- Accurate, reliable and adjustable lubrication for each lube point. Systems are easy to design, fast to set up and allow you to add or subtract lube points without having to redesign your lubrication system
- Versatile high performance – works with oil and grease grades to NLGI #2
- All injectors come standard with fluoroelastomer seals for use with synthetic lubricants and high temperature applications – up to 350°F (176°C)



24W404

### Typical Applications

- In-plant machinery, mobile equipment and anywhere adjustable lubrication output is desired

### Typical Fluids Handled

- Oil (10 weight minimum) and grease up to NLGI #2

### Technical Specifications

	GL-33 Grease Injectors	GL-42 Oil Injectors
Maximum Operating Pressure	3,500 psi (241 bar)	1,000 psi (69 bar)
Minimum Operating Pressure	1,200 psi (83 bar)	750 psi (52 bar)
Typical Operating Pressure	1,500 psi (103 bar)	850 psi (59 bar)
Reset Pressure	200 psi (13.7 bar)	150 psi (10 bar)
Output Volume Per Cycle (adjustable)	0.001 to 0.003 in <sup>3</sup> (0.02 to 0.05 cm <sup>3</sup> )	
Maximum Temperature Rating	350°F (176°C)	
Cycle Indication	Visual Pin	
Instruction Manual	334495	

### Ordering Information

		GL-33 Grease Injectors		GL-42 Oil Injectors
		Carbon Steel	304 Stainless	Carbon Steel
Porting	Stand-Alone Injector, 1/8 NPT male inlet, 1/8 in OD tube outlet	24W487*	24W489*	24W493*
	Replacement Injector for manifolds, 1/8 in OD tube outlet	24W483*	24W485*	24W491*
	1-injector manifold, 1/8 NPT female inlet, 1/8 in OD tube outlet	24W401	24W601	24W801
	2-injector manifold, 1/8 NPT female inlet, 1/8 in OD tube outlet	24W402	24W602	24W802
	3-injector manifold, 1/8 NPT female inlet, 1/8 in OD tube outlet	24W403	24W603	24W803
	4-injector manifold, 1/8 NPT female inlet, 1/8 in OD tube outlet	24W404	24W604	24W804
	5-injector manifold, 1/8 NPT female inlet, 1/8 in OD tube outlet	24X302	24X304	24X306
	6-injector manifold, 1/8 NPT female inlet, 1/8 in OD tube outlet	24W405	24W605	24W805
	9-injector manifold, 1/8 NPT female inlet, 1/8 in OD tube outlet	24W406	N/A	24W806
	10-injector manifold, 1/8 NPT female inlet, 1/8 in OD tube outlet	24W407	24W606	24W807
	15-injector manifold, 1/8 NPT female inlet, 1/8 in OD tube outlet	24W408	24W607	24W808
	Stand-Alone Injector, 1/8 NPT male inlet, 6 mm OD tube outlet	24W488*	24W490*	24W494*
	Replacement Injector for manifolds, 6 mm OD tube outlet	24W484*	24W486*	24W492*
	1-Injector Manifold, 1/8 BSPP female inlet, 6 mm OD tube outlet	24W501	24W701	24W901
	2-Injector Manifold, 1/8 BSPP female inlet, 6 mm OD tube outlet	24W502	24W702	24W902
	3-Injector Manifold, 1/8 BSPP female inlet, 6 mm OD tube outlet	24W503	24W703	24W903
	4-Injector Manifold, 1/8 BSPP female inlet, 6 mm OD tube outlet	24W504	24W704	24W904
	5-Injector Manifold, 1/8 BSPP female inlet, 6 mm OD tube outlet	24X303	24X305	24X307
	6-Injector Manifold, 1/8 BSPP female inlet, 6 mm OD tube outlet	24W505	24W705	24W905
	10-Injector Manifold, 1/8 BSPP female inlet, 6 mm OD tube outlet	24W506	24W706	24W906
15-Injector Manifold, 1/8 BSPP female inlet, 6 mm OD tube outlet	24W507	24W707	24W907	
Repair/Overhaul Kit	24W913	24W914	24W915	

\*Must be ordered in quantities of five.



# Single Line Parallel

## GL-33™ and GL-42™ Injectors and Accessories

### Ordering Information

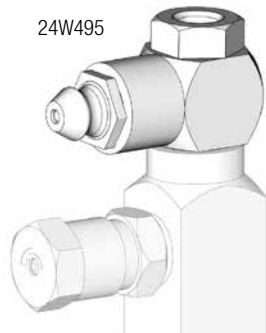
		GL-32, GL-33, GL-42 and GL-43 Outlet Fittings	
		Carbon Steel	Stainless Steel
Porting	JIC-4 male	17B168	17B169
	1/8 in OD tube	24B677	24F943
	1/8 in OD Push-to-Connect	17B879	-
	1/4 in OD Push-to-Connect	17B880	-
	1/8 in NPT female	17B780	17B781
	4 mm OD tube	24F513	24F555
	6 mm OD tube	24F514	24F556
	Closure Plug	17B782	17B783



17B879

### Accessories

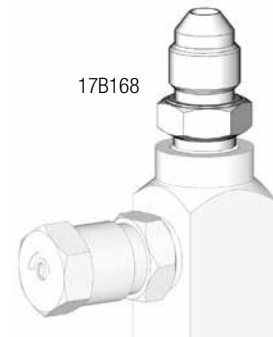
24W495	Manual grease fitting adapter – compatible with 1/8 in OD tube outlet only
17B785	Measuring chamber vinyl cap



24W495



17B780



17B168



17B782



24B677



17B785



# Single Line Parallel

## GL-1™ Injectors

Graco quality provides consistent performance in rugged environments.

- No vent holes to leak lubricants
- Fully-enclosed press fittings

### Injector Covers

Clear, polycarbonate covers protect cycle pin indicators from contamination. (Included with GL-1 X and GL-1 XL models)

### Hex-Head Adjustment Nut

Heavy-duty hex-head nut makes output adjustments simple.

### Unibody Design

Rugged, single-piece body for use in harsh environments.

### GL-1 Manifold

6,000 psi, 3/8 in NPT port manifolds fit pre-existing mounting patterns.

### Output Spectrum Sleeves

Colored-coded spacers enable simple, targeted output volume.

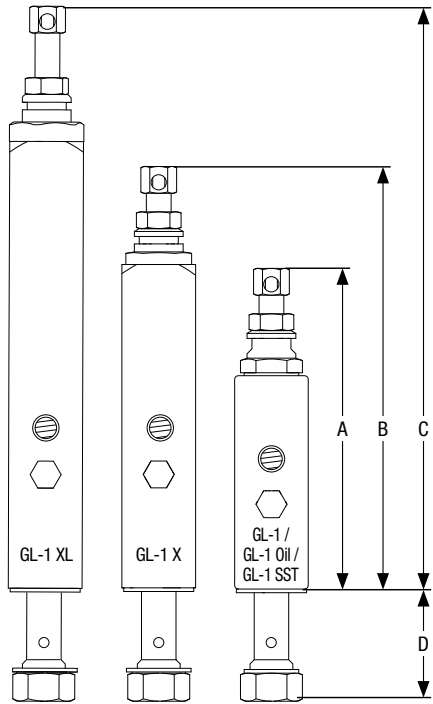


## Technical Specifications

	GL-1	GL-1 Oil	GL-1 SST	GL-1 X	GL-1 XL
Maximum operating pressure	3,500 psi (241 bar)	3,500 psi (241 bar)	3,500 psi (241 bar)	6,000 psi (414 bar)	6,000 psi (414 bar)
Minimum operating pressure	1,850 psi (128 bar)	750 psi (52 bar)	1,850 psi (128 bar)	1,850 psi (128 bar)	1,850 psi (128 bar)
Reset pressure	600 psi (41 bar)	150 psi (10 bar)	600 psi (41 bar)	1,000 psi (69 bar)	1,000 psi (69 bar)
Output volume per cycle	0.008 to 0.08 in <sup>3</sup> (0.13 to 1.31 cm <sup>3</sup> )	0.008 to 0.08 in <sup>3</sup> (0.13 to 1.31 cm <sup>3</sup> )	0.008 to 0.08 in <sup>3</sup> (0.13 to 1.31 cm <sup>3</sup> )	0.015 to 0.08 in <sup>3</sup> (0.25 to 1.31 cm <sup>3</sup> )	0.035 to 0.305 in <sup>3</sup> (0.57 to 5.0 cm <sup>3</sup> )
Materials	Zinc-plated carbon steel	Zinc-plated carbon steel	316 stainless steel	Zinc-plated carbon steel	Zinc-plated carbon steel

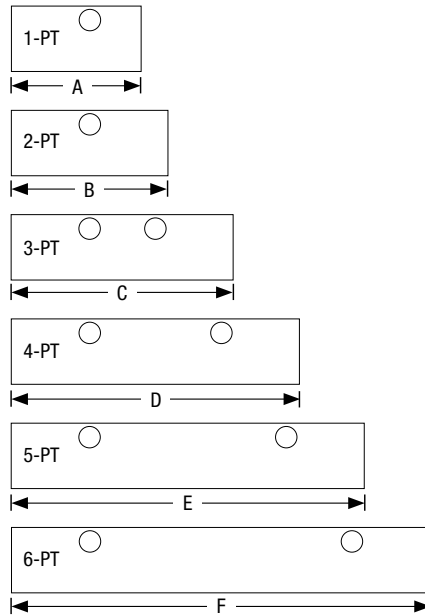
# Single Line Parallel

## GL-1™ Injectors



**GL-1 Injector Dimensions**

<b>A</b>	5.3 in (13.46 cm)
<b>B</b>	6.9 in (17.53 cm)
<b>C</b>	9.5 in (24.13 cm)
<b>D</b>	1.7 in (4.32 cm)



**GL-1 Manifold Dimensions**

<b>A</b>	2.5 in (6.35 cm)
<b>B</b>	3.0 in (7.62 cm)
<b>C</b>	4.2 in (10.67 cm)
<b>D</b>	5.5 in (13.97 cm)
<b>E</b>	6.7 in (17.02 cm)
<b>F</b>	8.0 in (20.32 cm)



114905



24X807



24X817

Single Line Parallel

### Ordering Information

	GL-1	GL-1 Oil	GL-1 SST	GL-1 X	GL-1 XL
<b>GL-1 Injectors and Manifold Assemblies</b>					
GL-1 one point assembly	114901	25T641	–	24X801	24X811
GL-1 two point assembly	114902	25T642	–	24X802	24X812
GL-1 three point assembly	114903	25T643	–	24X803	24X813
GL-1 four point assembly	114904	25T644	–	24X804	24X814
GL-1 five point assembly	114905	25T645	–	24X805	24X815
GL-1 six point assembly	117206	25T646	–	24X806	24X816
GL-1 single replacement injector (no manifold)	114909	25T649	25N109	24X807	24X817
<b>GL-1 Bare Injector Manifolds (no injectors included)</b>					
One bank GL-1 manifold	114911	114911	25N101	114911	114911
Two bank GL-1 manifold	114912	114912	25N102	114912	114912
Three bank GL-1 manifold	114913	114913	25N103	114913	114913
Four bank GL-1 manifold	114914	114914	25N104	114914	114914
Five bank GL-1 manifold	114915	114915	25N105	114915	114915
Six bank GL-1 manifold	118206	118206	25N106	118206	118206

# Single Line Parallel

## GL-1™ Injectors

### Ordering Information

	GL-1	GL-1 SST	GL-1 X	GL-1 XL
<b>GL-1 Injector Accessories</b>				
Injector cover kit, polycarbonate	17L754	17L754	17L754*	17L755*
Injector crossport kit	115120	–	115120	115120
Zerk and cap kit (5 pack)	17Y511	17Y498	17Y511	17Y511
Adjustment screw and lock nut (5 pack)	17Y510	17Y489	–	–
Seal repair kit	241234	241234	25A081	25A080
GL-1 oil conversion kit	25E349	25E349	–	–
Injector port manifold plug	25D336	–	25D336	25D336


\*Included with every GL-1 X and GL-1 XL injector.

### GL-1 Manifold Mounting Weld Bar

One bank GL-1 manifold	17S392
Two bank GL-1 manifold	17S392
Three bank GL-1 manifold	17S393
Four bank GL-1 manifold	17S394
Five bank GL-1 manifold	17S395
Six bank GL-1 manifold	17S396

### Output Spectrum Sleeves

GL-1 Output Target in <sup>3</sup> (cm <sup>3</sup> )	Output Target Ratio		Color	10-Pack Part Number
	From Minimum	From Maximum		
<b>GL-1 / GL-1 SST Injectors</b>				
0.01 (0.1)	1.0	0.10	N/A	N/A
0.03 (0.5)	2.0	0.50	Red	17K601
0.05 (0.8)	3.0	0.60	Silver	17K602
0.06 (1.0)	4.0	0.80	Gold	17K603
0.08 (1.3)	5.0	1.00	Green	17K604
<b>GL-1 X Injectors</b>				
0.01 (0.3)	1.0	0.20	N/A	N/A
0.03 (0.5)	2.0	0.40	Red	17K601
0.04 (0.7)	3.0	0.50	Silver	17K602
0.06 (0.8)	3.3	0.60	Gold	17K603
0.07 (1.2)	5.0	0.75	Green	17K604
<b>GL-1 XL Injectors</b>				
0.04 (0.6)	1.0	0.10	N/A	N/A
0.05 (0.8)	1.5	0.15	Red	17K601
0.06 (1.0)	2.1	0.25	Silver	17K602
0.09 (1.5)	2.8	0.30	Gold	17K603
0.12 (2.0)	3.4	0.40	Green	17K604
0.13 (2.0)	3.9	0.45	Black	17N453
0.15 (2.5)	4.3	0.50	Purple	17N454
0.18 (3.0)	5.4	0.60	Blue	17N455
0.21 (3.5)	6.4	0.75	Orange	17N456
0.24 (4.0)	7.5	0.90	Brown	17N457
0.30 (5.0)	8.6	1.00	Yellow	17N458



Single Line Parallel

# Single Line Parallel

## GL-11™ Injectors

### Features and Benefits

- Adjustable output volumes to custom fit the system for each lube point
- Convenient top-mounted cycle pin indicator provides quick, at-a-glance confirmation that the injector is functioning properly
- Hex head adjustment for easy turning from most any orientation

### Typical Applications

- Rugged, medium-pressure metering system for pumping grease; ideal for heavier-duty applications such as mobile mining vehicles, milling, cement batch plants or material processing equipment.

### Typical Fluids Handled

- Grease up to NLGI #2

### Technical Specifications

Reset Pressure .....	600 psi (41 bar)
Maximum Pressure .....	3,500 psi (241 bar)
Suggested Operating Pressure.....	2,500 psi (172 bar)
Minimum Operating Pressure .....	1,000 psi (69 bar)
Output Range .....	0.05 to 0.5 in <sup>3</sup> (0.82 to 8.2 cm <sup>3</sup> )
Number of Adjustment Turns.....	14
Cycle Indicator .....	Visual

### Ordering Information

GL Injectors and Accessories	
24A918	GL-11 injector
24B359	GL-11 injector repair kit
114916	GL-11 zerk and cap kit



24A918

Single Line Parallel

# Series Progressive

## Compact Series Progressive (CSP) Valves


### Graco Quality in a Compact Package

Compact Series Progressive (CSP) valve with broad market versatility.  
Combine with field-proven Graco pumps for a complete system solution.

**1/8" NPT or BSPP Inlet**

**Built-in Durability**

Zinc iron plating stands up to harsh environments.



**Variety of Configurations**

6 to 22 outlets, available with or without indicators.

**High Output Pressure**

Maximum working pressure of 5,076 psi (350 bar).

**Output to Meet Your Needs**

0.012 in<sup>3</sup> (0.2 cc)/stroke output with the ability to double-up outlets if greater output is required.

### Typical Fluids Handled

- Oil or grease grades up to NLGI #2

### Technical Specifications

Maximum Pressure, psi (bar) .....	5,076 (350)
Output Single Outlet, in <sup>3</sup> (cm <sup>3</sup> ) .....	0.012 in <sup>3</sup> (.20 cm <sup>3</sup> )
Cycle Indication .....	Electronic proximity switch, magnetic visual indicator
Max Operating Temperature .....	212°F (100°C)
Material .....	Carbon alloy steel with zinc iron plating

### Ordering Information

	NPT	BSPP
<b>CSP Valves without Indicator</b>		
6 outlet, 1/8 in inlet	24Z486	24Z477
8 outlet, 1/8 in inlet	24Z487	24Z478
10 outlet, 1/8 in inlet	24Z488	24Z479
12 outlet, 1/8 in inlet	24Z489	24Z480
14 outlet, 1/8 in inlet	24Z490	24Z481
16 outlet, 1/8 in inlet	24Z491	24Z482
18 outlet, 1/8 in inlet	24Z492	24Z483
20 outlet, 1/8 in inlet	24Z493	24Z484
22 outlet, 1/8 in inlet	24Z494	24Z485
<b>CSP Valves with Indicator</b>		
6 outlet, 1/8 in inlet	24Z504	24Z495
8 outlet, 1/8 in inlet	24Z505	24Z496
10 outlet, 1/8 in inlet	24Z506	24Z497
12 outlet, 1/8 in inlet	24Z507	24Z498
14 outlet, 1/8 in inlet	24Z508	24Z499
16 outlet, 1/8 in inlet	24Z509	24Z500
18 outlet, 1/8 in inlet	24Z510	24Z501
20 outlet, 1/8 in inlet	24Z511	24Z502
22 outlet, 1/8 in inlet	24Z512	24Z503

### CSP Valve Accessories

25E935	Acrylic CSP Demo Kit
--------	----------------------

# Series Progressive

## Compact Series Progressive (CSP) Valve Accessories

### Ordering Information

<b>G-Lock Push-to-Connect (PTC) Fittings</b>	
For use with 1/8 in ID hose only	
17L441	1/4 in stud PTC, M10, CSP outlet
17L458	6 mm stud PTC, M10, CSP outlet. Refer to page 100 for mating 6 mm hose studs and hose.
25M496	90 degree 1/4 in field-installable stud
25M497	Straight 1/4 in field-installable stud
17L442	1/4 in stud PTC with male 1/8 in NPT, inlet or LP
17L547	1/4 in stud PTC with male 1/4 in NPT, pump outlet
<b>Nylon Tube Push-To-Connect (PTC) Fittings</b>	
For use with 1/4 in OD nylon tube	
17L440	1/4 in OD nylon tube PTC, M10, CSP outlet
17L652	90 degree 1/4 in OD nylon tube PTC, male 1/8 in NPT, inlet or LP
17L653	Straight 1/4 in OD nylon tube PTC, male 1/8 in NPT, inlet or LP
<b>CSP Outlet Fittings</b>	
25M498	1/8 in NPT female with check, M10
25M499	1/4 in compression with check, M10
17L550	6 mm stud compression, M10, CSP outlet. Refer to page 100 for mating 6 mm hose studs and hose.
<b>Doubling Plug</b>	
17L651	Doubling plug
<b>Proximity Switch</b>	
17L879	CSP – DC PNP, Solid state, 10-36 VDC, M12 connection
<b>Weld Stud Accessories</b>	
25N730	CSP weld bar kit
26A478	Weld stud kit
26A479	Weld stud template
<b>1/4 in ID Hoses and Accessories</b>	
128572	Hose, 1/4 in ID, 2,750 PSI, 100 ft, braided with polyurethane cover
128573	Hose, 1/4 in ID, 2,750 PSI, 125 ft, braided with polyurethane cover
128582	Hose guard, 1/2 in ID, 100 ft
128563	Field-installable swivel hose end fitting, 1/4 in ID hose, #4 JIC, SAE 7/16-20 female
128564	Field-installable swivel hose end fitting, 1/4 in ID Hose, 1/4 in NPT male
128565	Field-installable swivel hose end fitting, 1/4 in ID Hose, 1/8 in NPT male
<b>1/8 in ID Hoses and Accessories</b>	
128570	Hose, 1/8 in ID, 3,000 PSI, 200 ft, braided with polyurethane cover
128571	Hose, 1/8 in ID, 3,000 PSI, 400 ft, braided with polyurethane cover
128579	Hose guard, 3/8 in ID, 160 ft
128580	Hose guard, 3/8 in ID, 320 ft
128561	Field-installable swivel hose end fitting, 1/8 in ID hose, #4 JIC, SAE 7/16-20 female
128562	Field-installable swivel hose end fitting, 1/8 in ID hose, 1/8 in NPT male
<b>1/4 in OD Tubing and Accessories</b>	
127555	Tubing, 1/4 in OD, 625 PSI, 100 ft
127552	1/4 in tube x 1/4 in NPT straight compression fitting
555726	1/4 in tube x 1/4 in NPT elbow compression fitting
127553	1/4 in tube x 1/8 in NPT straight compression fitting
556634	1/4 in tube x 1/8 in NPT elbow compression fitting



17L441



17L652



25M499



# Series Progressive

## Trabon® MD Mono Block Divider Valve

### Features and Benefits

The Trabon MD Series is the most compact series progressive solution making it a perfect fit for tight spaced applications

- Available with 2, 3, 4 or 6 outlets
- Easy to install on new or existing equipment
- Use our cycle indicator pin models to provide positive assurance of a successful lube event
- Fluoroelastomer seals for high temperature applications or synthetic lubricants

### Typical Applications

- Industrial or mobile applications where space is at a premium



562658

### Typical Fluids Handled

- Oil or grease up to NLGI #2

### Technical Specifications

Material .....	Steel
Pressure (max) .....	3,000 psi (207 bar)
Net Weight (approx.) .....	1 lb 8 oz (0.68 kg)
Volume (Lubricant to cycle divider valve one complete cycle)	
MD-2 .....	0.040 in <sup>3</sup> (0.66 cm <sup>3</sup> ) each
MD-3 .....	0.040 in <sup>3</sup> (0.66 cm <sup>3</sup> ) outlet 1 and 0.020 in <sup>3</sup> (0.33 cm <sup>3</sup> ) outlet 2 and 3
MD-4 .....	0.020 in <sup>3</sup> (0.33 cm <sup>3</sup> ) each
MD-6 .....	0.010 in <sup>3</sup> (0.16 cm <sup>3</sup> ) each
Max Operating Temperature .....	350°F (176°C)

### Ordering Information

	Number of Outlets	Output per Outlet, in <sup>3</sup> (cm <sup>3</sup> )	Valve Only	Valve with Cycle Pin	Valve with Cycle Switch and Bracket Assembly
<b>MD-2</b>	2	0.04 (0.66)	562656	562653	563270
<b>MD-3</b>	3	Outlet 1 – 0.04 (0.66) Outlet 2 and 3 – 0.02 (0.33)	562657	562654	563271
<b>MD-4</b>	4	0.02 (0.33)	562658	562655	564356
<b>MD-6</b>	6	0.01 (0.16)	562659	N/A	

MD Spare Parts	
563555	Cycle indicator end plug assembly
122276	Viton o-ring

# Series Progressive

## Trabon® MJ Divider Valve

### Features and Benefits

The Trabon MJ series features a compact and easily customizable design that can be tailor fit to meet a variety of specific lube requirements. Capable of handling grease grades up to NLGI #1.

- Space efficient – from 6 to 16 points from one block assembly
- Built-in outlet check valves ensure accurate lube delivery, every time
- Alternate outlet on face of valves can be fitted with optional performance indicators
- Can be easily accessorized with magnetic and electronic proximity switch cycle indicators to provide positive assurance of a successful lube event

### Typical Applications

- Machine tools, textile, glass and can machinery, and mobile equipment

### Typical Fluids Handled

- Oil or Grease up to NLGI #1



### Technical Specifications

Material.....Plated Steel  
 Maximum Pressure ..... 2,000 psi (137.89 bar)  
 Max Operating Temperature.....200°F (93°C)  
 Max Cycle Rate with Cycle Pin ..... 60 cycles/min

	Output Twin Outlet, in <sup>3</sup> (cm <sup>3</sup> )	Output Single Outlet, in <sup>3</sup> (cm <sup>3</sup> )	Cycle Indication
MJ5	0.005 (0.08)	0.010 (0.16)	Not available
MJ10	0.010 (0.16)	0.020 (0.33)	Cycle indicator switch
MJ15	0.015 (0.26)	0.030 (0.49)	

### Ordering Information

MJ Valve Working Sections (Must be ordered in multiples of 5)					
Outlet	Description	Output Per Outlet, in <sup>3</sup> (cm <sup>3</sup> )	Model Number		
			Standard Section	With Cycle Pin – Right	With Cycle Pin – Left
Single	MJ-5S	0.010 (0.16)	562500	Cycle indication not available	
	MJ-10S	0.020 (0.33)	562501	562508	562512
	MJ-15S	0.030 (0.49)	562502	562509	N/A
Twin	MJ-5T	0.005 (0.08)	562503	Cycle indication not available	
	MJ-10T	0.010 (0.16)	562504	562510	562513
	MJ-15T	0.015 (0.26)	562505	562511	564205

Build Your Own MJ Base Plate Assemblies		
Component	Description	Model Number
		NPSF
Inlet*	Standard inlet	560643
End section*	Standard end section	560645
Tie rods - (2 required)	3-section**	557515
	4-section**	557516
	5-section**	557517
	6-section**	557518
	7-section**	557519
	8-section**	557520
Tie rod nuts (2 required)	Tie rod nuts	556371

\*Must be ordered in multiples of five. \*\*Two tie rods and tie rod nuts required for assembly.

Series Progressive

# Series Progressive

## Trabon® MSP Divider Valve

### Features and Benefits

The Trabon MSP Series sets the industry standard for quality, reliability, and ease of use features. It was the original modular-style series progressive divider valve—and is still the best!

- Quick change valve sections can be removed from the base assembly without disturbing any lube lines—minimizing labor cost and maximizing your machine uptime
- Accessories such as magnetic and electronic proximity switch cycle indicators provide positive assurance of a successful lube event
- Alternate outlet on face of valves can be fitted with optional performance indicators, taking the guesswork out of troubleshooting
- Built-in outlet check valves ensure accurate lube delivery, every time

### Typical Applications

- Mobile, industrial, food and beverage, wind, and many more

### Typical Fluids Handled

- Oil or Grease up to NLGI #2

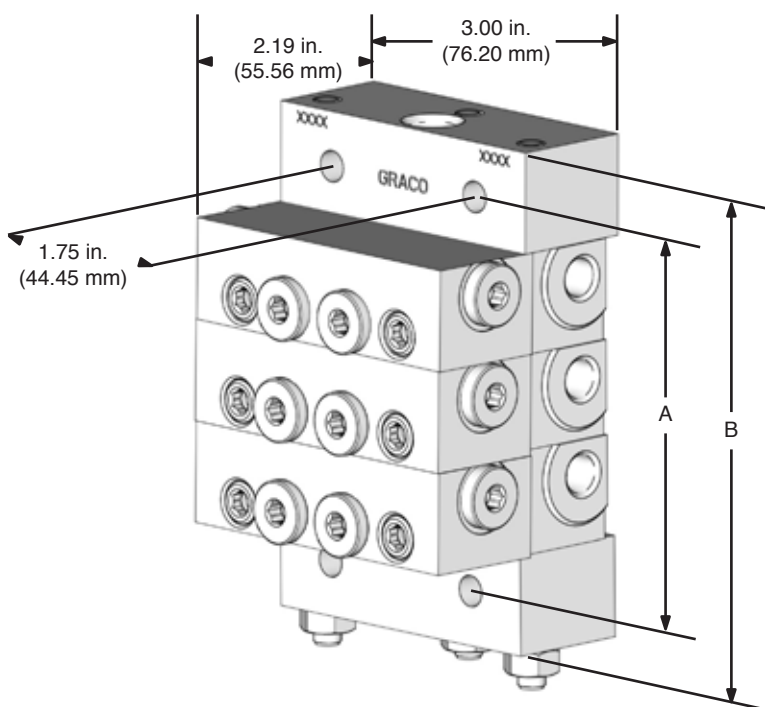
### Technical Specifications

Material.....	Plated Steel
Maximum Pressure.....	3,500 psi (241 bar)
Max Operating Temperature.....	350°F (176 °C)
Max Cycle Rate with Cycle Pin.....	.60 cycles/minute
Max Cycle Rate without Cycle Pin.....	.200 cycles/minute

*Pre-assembled and tested base plates now available!*



Series Progressive

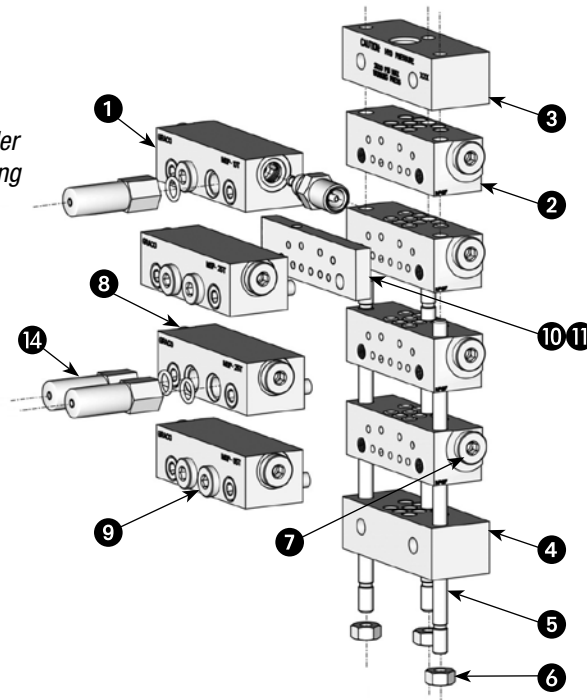


Number of Valve Sections	Dimensions (for reference only)	
	A	B
3	3.6 in (91.4 mm)	4.6 in (116.8 mm)
4	4.5 in (114.3 mm)	5.0 in (127.0 mm)
5	5.4 in (137.2 mm)	6.4 in (162.6 mm)
6	6.3 in (160.0 mm)	7.4 in (188.0 mm)
7	7.3 in (185.4 mm)	8.3 in (210.8 mm)
8	8.2 in (208.3 mm)	9.2 in (233.7 mm)

# Series Progressive

## Trabon® MSP Divider Valve

Easily configure the MSP Divider Valve system using the following item selection chart.



Note: Not shown in diagram – Bypass Block (562660), Cycle Indicators and Proximity Switches (refer to specific product pages), and Mounting Brackets (see page 66).

### Ordering Information

MSP Valve Working Sections (Must be ordered in multiples of 5)

Item	Outlet	Description	Output Per Outlet, in <sup>3</sup> (cm <sup>3</sup> )	Model Number		
				Standard Section	With Cycle Pin – Right	With Cycle Pin – Left
1	Single	MSP-5S	0.010 (0.16)	562711	N/A	
		MSP-10S	0.020 (0.33)	562712		
		MSP-15S	0.030 (0.49)	562713		
		MSP-20S	0.040 (0.66)	562714	562729	562734
		MSP-25S	0.050 (0.82)	562715	562730	562735
		MSP-30S	0.060 (0.98)	562716	562731	562736
		MSP-35S	0.070 (1.15)	562717	562732	562737
		MSP-40S	0.080 (1.31)	562718	562733	562738
	Twin	MSP-5T	0.005 (0.08)	562720	N/A	
		MSP-10T	0.010 (0.16)	562721		
		MSP-15T	0.015 (0.26)	562722		
		MSP-20T	0.020 (0.33)	562723	562739	562744
		MSP-25T	0.025 (0.41)	562724	562740	562745
		MSP-30T	0.030 (0.49)	562725	562741	562746
MSP-35T	0.035 (0.57)	562726	562742	562747		
MSP-40T	0.040 (0.66)	562727	562743	562748		

### Pre-Configured MSP Base Plate Assemblies

Includes inlets, intermediate base plate sections, end section, tie rods, and nuts.

Item	Maximum Number of Outlets	Number of Valve Sections	Model Number		Dimensions (for reference only)	
			NPSF	BSPP	A	B
2/3/4/5/6	6	3	24G485	24N915	3.6 in (91.4 mm)	4.6 in (116.8 mm)
	8	4	24G486	24N916	4.5 in (114.3 mm)	5.0 in (127.0 mm)
	10	5	24G487	24N917	5.4 in (137.2 mm)	6.4 in (162.6 mm)
	12	6	24G488	24N918	6.3 in (160.0 mm)	7.4 in (188.0 mm)
	14	7	24G489	24N919	7.3 in (185.4 mm)	8.3 in (210.8 mm)
	16	8	24G490	24N920	8.2 in (208.3 mm)	9.2 in (233.7 mm)

# Series Progressive

## Trabon® MSP Divider Valve

### Ordering Information

Build Your Own MSP Base Plate Assemblies						
Item	Component	Description	Model Number			Note
			NPSF	BSPP	SAE	
2	Intermediate base plate	Single section	563425	563447	563451	Must be ordered in multiples of 5
3	Inlet options <i>Additional specialty inlets available</i>	Standard	560919	560936	560943	
		With bleed ports	563421		563422	
4	End section options	Standard	563424			
		With alternate inlet port plug	563279			
5	Tie rods (3 required)	3-section	557731			3 tie rods and tie rod nuts required for assembly
		4-section	557732			
		5-section	557733			
		6-section	557734			
		7-section	557735			
		8-section	557736			
		9-section	557738			
		10-section	557739			
6	Tie rod nuts (3 required)	Tie rod nuts	556371			

Pipe, Piston Enclosure, and Indicator Port Plugs					
Item	Component	Model Number			Note
		NPSF	BSPP	SAE	
7	Outlet Port Plug	557349 (NPT)	558799	567251 (with o-ring)	1 outlet port plug is required for each "S" valve section
8	Piston Enclosure Plug with o-ring	567251			
9	Indicator Port Plug with o-ring	16U217			

Optional Components				
Item	Component	Description	Model Number	Note
10	Crossport Bar	Right	563469	1 outlet port plug is required for each crossport bar
		Left	563470	
		Right and Left	563471	2 outlet port plugs are required for each double crossport bar
11	Singling Bar	Converts a "T" valve to an "S" valve	563472	
12	Bypass Block	MSP Bypass Section	562660	
13	Cycle Indicators and Proximity Switches	Magnetic Visual Cycle Indicator	563251	
		SPDT Cycle Switch, provides electrical signal to controller or PLC	563272	
		SPDT Cycle Switch, provides electrical signal to controller or PLC - Moisture Resistant	563273	
		6 Digit Mechanical Cycle Counter	563444	
		Proximity Switches	See Page 93	
14	Performance Indicators	Reset Indicator	See Page 88	
		Automatic Relief Indicator	See Page 89	
		Rupture to Atmosphere Indicator	See Page 91	
		Pressure Switches	See Page 95	
		Broken Line Indicator	See Page 96	
15	Mounting Brackets	Choose from universal, top, or side mounting	See Page 72	

# Series Progressive

## Trabon® MSP Modular Specialty Inlets

### Shunt Inlet (oil and fluid grease only)

A three-way valve, either electronic or pneumatic: allows lubricant to enter divider valve, bypasses it to another divider valve, or diverts it back to tank. Replace standard inlet or mount in-line with remote manifold kit.

Shunt Inlet Components				
Component	Description	Connection Type		
		NPSF	BSPP	SAE
Shunt Inlet Sections	115 VAC, Hirschmann connection – left (NC)	563448	N/A	N/A
	115 VAC, BH 3-pin connection – right (NO)	563452	N/A	560953
	115 VAC, BH 3-pin connection – left (NC)	563453	N/A	563463
	24 VDC, BH 3-pin connection - right (NO)	563454	563493	563482
	24 VDC, BH 3-pin connection – left (NC)	563455	563494	563483
	Pneumatic Shunt Inlet, 1/8 in NPSF air inlet	563456	N/A	N/A
Connection Cable	6 ft (3-pin) mini-straight connection cable	558021		
	12 ft (3-pin) mini-straight connection cable	558022		
Remote Mount Manifold Kit	Includes outlet manifold, o-ring and 2 mounting screws	563461	N/A	
Replacement Parts	115 VAC replacement solenoid	557213		
	24 VDC replacement solenoid	557215		
	115 VAC replacement coil	557214		

### Zero-Leak Shut-Off Inlet (oil only)

A two-way valve that can be used with either continuous or intermittent pressurized harder systems. Replaces a standard inlet section or mounts in-line with a remote manifold kit.

Zero-Leak Shut-Off Inlet Components				
Component	Description	Connection Type		
		NPSF	BSPP	SAE
Zero-Leak Shut-Off Inlet Valve Section	115 VAC, BH 3-pin connection	563460	N/A	563468
	24 VDC, BH 3-pin connection	563464	N/A	563467
Connection Cable	6 ft (3-pin) mini-straight connection cable	558021		
	12 ft (3-pin) mini-straight connection cable	558022		
Inlet Restrictor and Filter	Inlet restrictor with 90 micron last chance filter	563074	N/A	
Remote Mount Manifold Kit	Includes outlet manifold, o-ring and 2 mounting screws	563461	N/A	
Replacement Parts	115 VAC replacement coil	557226		
	24 VDC replacement coil	557225		
	Zero leak valve repair kit	563933		

# Series Progressive

## Trabon® MSP Mounting Accessories and Spare Parts

### Ordering Information

Mounting Accessories							
Model Number	Description	Number of Valve Sections	Dimensions in (mm)				
			A	B	C	D	E
560920	Mounting Bar (Fig. 1)		4 (101.6)	1-3/4 (44.5)	1 (25.4)	—	—
563465	Weld Bar Kit*		4 (101.6)	1-3/4 (44.5)	1 (25.4)	—	—
563435	Top Mounting Bracket (Fig. 2)	3 - 4	3-37/64 (90.9)	4-1/2 (114.3)	5-21/32 (143.7)	—	—
563436	Top Mounting Bracket (Fig. 2)	5 - 6	5-27/64 (137.7)	6-11/32 (161.1)	7-1/2 (190.5)	—	—
563437	Top Mounting Bracket (Fig. 2)	7 - 8	7-17/64 (184.5)	8-3/16 (208.0)	9-11/32 (237.3)	—	—
563438	Side Mounting Bracket (Fig. 3)	3 - 4	3-37/64 (90.9)	4-1/4 (114.3)	6-5/8 (168.3)	3-7/8 (187.3)	5-5/8 (142.9)
563439	Side Mounting Bracket (Fig. 3)	5 - 6	5-27/64 (137.7)	6-11/32 (161.1)	8-15/32 (215.5)	9-7/32 (234.2)	7-15/32 (198.7)
563440	Side Mounting Bracket (Fig. 3)	7 - 8	7-17/64 (184.5)	8-3/16 (208.0)	10-5/8 (262.0)	11-1/16 (281.0)	9-5/16 (236.5)

\*Kit 563465 includes two mounting bars (560920), screws, washers, and lock washers.

### Spare Parts

Model Number	Description
17J423	MSP weld stud template
563929	MSP cycle pin indicator repair kit, o-ring
563928	MSP cycle pin indicator repair kit, gasket
556540	MSP o-ring (BUNA-N), black
557721	MSP (70 Duro) Viton o-ring, brown
122276	MSP standard high pressure o-ring (90 DURO Fluoroelastomer), black
556568	Piston enclosure o-ring (BUNA-N), black
556570	Piston enclosure o-ring (90 DURO Fluoroelastomer), black
556513	Valve block mounting screws
556514	Valve block mounting screw for crossport/singling plate
556327	Outlet check ball
557737	Outlet check spring

Fig. 1  
Mounting Bar

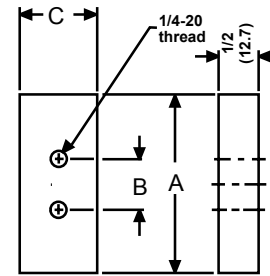


Fig. 2  
Top Mount Bracket

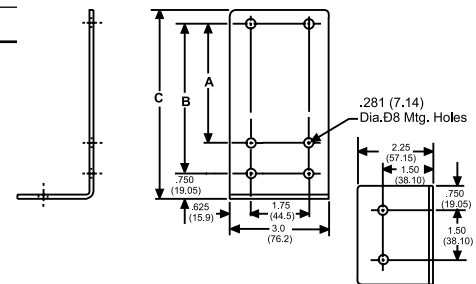
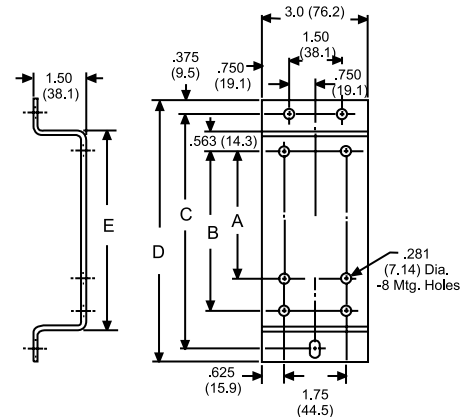


Fig. 3  
Side Mount Bracket



# Series Progressive


## Trabon® MSP Stainless Steel Divider Valves

### Features and Benefits

Trabon® MSP Series sets the industry standard for quality, reliability, and ease of use features. It was the original modular-style series progressive divider valve – and is still the best! Now get the same reliable valve in stainless steel.

- Face of valves can be fitted with optional performance indicators, taking the guesswork out of troubleshooting
- Can be easily accessorized with electronic proximity switches to provide positive assurance of a successful lube event
- Outlet checks ensure accurate lube delivery, every time
- Quick change valve sections can be removed from the base assembly without disturbing any lube lines—minimizing labor cost and maximizing your machine uptime
- Manufactured in our factory for quality and reliability. Each assembly is honed and match fitted for precise lube delivery every time

*Pre-Assembled and  
Tested Base Plates  
Save You Time  
and Money!*



### Typical Applications

- Machine tools, textile, glass and can machinery, and mobile equipment

### Typical Fluids Handled

- Oil or Grease up to NLGI #2

### Technical Specifications

Material.....	Stainless Steel
Maximum Pressure.....	3,500 psi (241 bar)
Max Operating Temperature.....	140°F (60 °C)
Max Cycle Rate with Cycle Pin.....	60 cycles/min
Max Cycle Rate without Cycle Pin.....	200 cycles/min

### Ordering Information

MSP Stainless Steel Working Sections (Must be ordered in multiples of five)			
Outlet	Description	Output Per Outlet, in <sup>3</sup> (cm <sup>3</sup> )	Standard Section Model Number
Single	MSP-5S-SS	0.010 (0.16)	24B474
	MSP-10S-SS	0.020 (0.33)	562755
	MSP-15S-SS	0.030 (0.49)	24B475
	MSP-20S-SS	0.040 (0.66)	562756
	MSP-25S-SS	0.050 (0.82)	24B476
	MSP-30S-SS	0.060 (0.98)	24B477
	MSP-35S-SS	0.070 (1.15)	24B478
	MSP-40S-SS	0.080 (1.31)	562757
Twin	MSP-5T-SS	0.005 (0.08)	24B479
	MSP-10T-SS	0.010 (0.16)	562758
	MSP-15T-SS	0.015 (0.26)	24B480
	MSP-20T-SS	0.020 (0.33)	562759
	MSP-25T-SS	0.025 (0.41)	24B481
	MSP-30T-SS	0.030 (0.49)	24B482
	MSP-35T-SS	0.035 (0.57)	24B483
	MSP-40T-SS	0.040 (0.66)	562760



# Series Progressive

## Trabon® MSP Stainless Steel Divider Valves

### Ordering Information

#### Pre-Configured MSP Stainless Base Plate Assemblies

Includes inlets, intermediate base plate sections, end section, tie rods, and nuts.

Maximum Number of Outlets	Number of Valve Sections	Model Number	
		NPSF	BSPP
6	3	24N382	24N388
8	4	24N383	24N389
10	5	24N384	24N390
12	6	24N385	24N391
14	7	24N386	24N392
16	8	24N387	24N393

#### Build Your Own MSP Stainless Base Plate Assemblies

Component	Description	Model Number	
		NPTF	BSPP
Intermediate base plate – SS*	Single section	24B497	24N369
Inlet - SS*	Standard inlet	15Y070	16P368
End section – SS*	Standard end section	24B498	
Tie rods – SS (3 required)	3-section**	126247	
	4-section**	126248	
	5-section**	126249	
	6-section**	126250	
	7-section**	126251	
	8-section**	126252	
	9-section**	15Y069	
10-section**	560956		
Tie rod nuts – SS (3 required)	Tie rod nuts	558633	

\*Must be ordered in multiples of five. \*\*Three tie rods and tie rod nuts required for assembly.

#### Additional Components

24B495	1000 psi reset indicator w/memory, o-ring seal
24B496	1500 psi reset indicator w/memory, o-ring seal
24N373	2000 psi reset indicator w/memory, o-ring seal
560974	303 SS MSP indicator port plug
560973	303 SS piston bore plug
555457	SS base closure plug accessory
24N945	Valve, relief, 1/8 NPT, 750 psi SST
24N948	Valve, relief, 1/8 NPT, 1,500 psi SST
24N949	Valve, relief, 1/8 NPT, 2,000 psi SST
24N951	Valve, relief, 1/8 NPT, 2,500 psi SST
24N952	Valve, relief, 1/8 NPT, 3,000 psi SST
24R631	Crossport bar, both
24R632	Crossport bar, right
24R633	Crossport bar left


# Series Progressive

## Manzel® MHH Divider Valves

### Features and Benefits

Same capable design as the Trabon MSP Series, with even tighter and more exacting tolerances. The Manzel MHH Series delivers highly accurate lube delivery for demanding high-pressure grease and oil applications.

- Quick change valve sections can be removed from the base assembly without disturbing any lube lines—minimizing labor cost and maximizing your machine uptime
- Can be easily accessorized with magnetic and electronic proximity switch cycle indicators to provide positive assurance of a successful lube event
- Alternate outlet on face of valves can be fitted with optional performance indicators, taking the guesswork out of troubleshooting
- Built-in outlet check valves ensure accurate lube delivery every time



*Pre-Assembled and  
Tested Base Plates  
Now Available!*

### Typical Applications

- Compressors, industrial equipment, and where high-pressure lubrication is required

### Typical Fluids Handled

- Oil

### Technical Specifications

Material .....Plated Steel  
 Maximum Pressure ..... 7,500 psi (517 bar)  
 Maximum Operating Temperature ..... 350°F (176°C)  
 Maximum Cycle Rate ..... 200 cycles/min

	Output Twin Outlet, in <sup>3</sup> (cm <sup>3</sup> )	Output Single Outlet, in <sup>3</sup> (cm <sup>3</sup> )
MHH6	0.006 (0.098)	0.012 (0.197)
MHH9	0.009 (0.149)	0.018 (0.295)
MHH12	0.012 (0.197)	0.024 (0.393)
MHH15	0.015 (.246)	0.030 (.492)
MHH18	0.018 (0.295)	0.036 (0.590)
MHH21	0.021 (.0344)	0.042 (0.688)
MHH24	0.024 (0.393)	0.048 (0.787)
MHH30	0.030 (0.492)	0.060 (0.983)

### Ordering Information

MHH Working Sections (Must be ordered in multiples of five)			
562679	MHH-6S	562685	MHH-6T
562680	MHH-9S	562686	MHH-9T
562681	MHH-12S	562687	MHH-12T
24X029	MHH-15S	24X027	MHH-15T
562682	MHH-18S	562688	MHH-18T
24X030	MHH-21S	24X028	MHH-21T
562683	MHH-24S	562689	MHH-24T
562684	MHH-30S	562690	MHH-30T

# Series Progressive

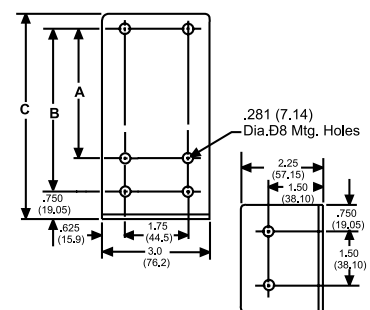
## Manzel® MHH Divider Valves

### Ordering Information

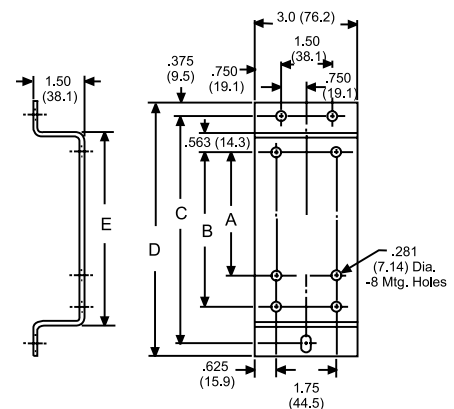
MHH Base Plate Assemblies - Inlet, Intermediates, Ends and Tie Rods	
24F596	MHH – 3 section, NPSF
24F597	MHH – 4 section, NPSF
24F598	MHH – 5 section, NPSF
24F599	MHH - 6 section, NPSF
24F600	MHH - 7 section, NPSF
24F601	MHH – 8 section, NPSF
MHH Inlets, Intermediates and Ends (must be ordered in multiples of five)	
560919	Inlet, 1/4-18 NPSF (NPT)
560936	Inlet, 1/4-19 BSPP
560943	Inlet, 7/16-20 UNF-28 (SAE)
563421	Inlet, NPSF, bleed ports
563422	Inlet, SAE, bleed ports
563424	End, NPSF
563425	Intermediate, 1/8-27 NPSF
MHH Tie Rods and Nut	
557731	3-section tie rod
557732	4-section tie rod
557733	5-section tie rod
557734	6-section tie rod
557735	7-section tie rod
557736	8-section tie rod
556371	Tie rod nut
Accessories	
563469	Crossport bar, right
563470	Crossport bar, left
563471	Crossport bar, right and left
563472	Singling bar
563444	Counter
563465	Weld bar kit
563251	No weep cycle indicator
556540	Standard o-ring (BUNA-N), black
122276	High pressure o-ring (90 DURO Fluoroelastomer), black
556371	Tie rod nut (3 required per assembly)
16U217	Indicator port plug with o-ring
558799	BSPP (ISO1170) plug
567251	SAE plug with o-ring
557349	NPT plug
563928	Cycle pin indicator repair kit, gasket
563929	Cycle pin indicator repair kit, o-ring
Mounting	
560920	Mounting bar, 4 in (101.6 mm) x 1-3/4 in (44.5 mm) (B) 1 in (25.4 mm) with 1/4 in (6.4 mm)-20 thread
563435	Top-mount bracket, (A) 3-37/64 in (90.9 mm) (B) 4-1/2 in (114.3 mm) (C) 5-21/32 in (143.7 mm)
563436	Top-mount bracket, (A) 5-27/64 in (137.7 mm) (B) 6-11/32 in (161.1 mm) (C) 7-1/2 in (190.5 mm)
563437	Top-mount bracket, (A) 7-17/64 in (184.5 mm) (B) 8-3/16 in (208.0 mm) (C) 9-11/32 in (237.3 mm)
563438	Side-mount bracket, (A) 3-37/64 in (90.9 mm) (B) 4-1/4 in (114.3 mm) (C) 6-5/8 in (168.3 mm) (D) 3-7/8 in (187.3 mm) (E) 5-5/8 in (142.9 mm)
563439	Side-mount bracket, (A) 5-27/64 in (137.7 mm) (B) 6-11/32 in (161.1 mm) (C) 8-15/32 in (215.5 mm) (D) 9-7/32 in (234.2 mm) (E) 7-15/32 in (198.7 mm)
563440	Side-mount bracket, (A) 7-17/64 in (184.5 mm) (B) 8-3/16 in (208.0 mm) (C) 10-5/8 in (262.0 mm) (D) 11-1/16 in (281.0 mm) (E) 9-5/16 in (236.5 mm)

Series Progressive

Top Mount Hole Configuration



Side Mount Hole Configuration



# Series Progressive

## Trabon® MX Divider Valve

### Features and Benefits

Greater output volumes for heavy service requirements make the Trabon MX Series ideal for steel and paper mill systems with its economical and compact design.

- Durable design withstands harsh environments and operating conditions
- Built-in outlet check valves ensure accurate lube delivery every time
- Can be easily accessorized with magnetic and electronic proximity switch cycle indicators to provide positive assurance of a successful lube event
- Alternate outlet on face of valves can be fitted with optional performance indicators, taking the guesswork out of troubleshooting

### Typical Applications

- Pulp and paper, steel mills, heavy- and high-volume industrial applications

### Typical Fluids Handled

- Oil or Grease up to NLGI #2

### Technical Specifications

Material.....Plated Steel  
 Maximum Pressure ..... 3,000 psi (207 bar)  
 Maximum Operating Temperature.....200°F (93°C)  
 Maximum Cycle Rate with Cycle Pin..... 60 cycles/min

	Output Twin Outlet, in <sup>3</sup> (cm <sup>3</sup> )	Output Single Outlet, in <sup>3</sup> (cm <sup>3</sup> )	Cycle Indication
<b>MX-25</b>	0.025 (0.41)	0.050 (0.82)	Electronic proximity switch
<b>MX-50</b>	0.050 (0.82)	0.100 (1.64)	Electronic proximity switch, cycle indicator switch
<b>MX-75</b>	0.075 (1.23)	0.150 (2.46)	
<b>MX-100</b>	0.100 (1.64)	0.200 (3.28)	
<b>MX-125</b>	0.125 (2.05)	0.250 (4.10)	
<b>MX-150</b>	0.150 (2.46)	0.300 (4.92)	

### Ordering Information

MX Working Sections	
562514	MX-25S
562515	MX-25T
562516	MX-50S
562517	MX-50T
562538	MX-75S
562539	MX-75T
562540	MX-100S
562541	MX-100T
562542	MX-125S
562543	MX-125T
562545	MX-150S
562546	MX-150T



# Series Progressive

## Trabon® MX Divider Valve

### Ordering Information

MX w/Cycle Pin (Must be ordered in multiples of two)	
562523	MX-50T, with cycle pin indicator, right
562518	MX-50S, with cycle pin indicator, right
562524	MX-75T, with cycle pin indicator, right
562519	MX-75S, with cycle pin indicator, right
562525	MX-100T, with cycle pin indicator, right
562520	MX-100S, with cycle pin indicator, right
562526	MX-125T, with cycle pin indicator, right
562521	MX-125S, with cycle pin indicator, right
562527	MX-150T, with cycle pin indicator, right
562522	MX-150S, with cycle pin indicator, right
562533	MX-50T, with cycle pin indicator, left
562528	MX-50S, with cycle pin indicator, left
562534	MX-75T, with cycle pin indicator, left
562529	MX-75S, with cycle pin indicator, left
562569	MX-100T, with cycle pin indicator, left
562530	MX-100S, with cycle pin indicator, left
562535	MX-125T, with cycle pin indicator, left
562531	MX-125S, with cycle pin indicator, left
562536	MX-150T, with cycle pin indicator, left
562532	MX-150S, with cycle pin indicator, left
MX Tie Rods and Nut	
557488	3-section tie rod
557489	4-section tie rod
557490	5-section tie rod
557491	6-section tie rod
557492	7-section tie rod
557493	8-section tie rod
560576	9-section tie rod
560577	10-section tie rod
557494	Tie rod nut
MX Inlet and End Sections	
560620	MX inlet
563287	MX end
Accessories	
562916	Singling bar
562917	MX crossport bar, RH or LH
561102	MX mounting bar
557509	MX intermediate gasket (1 required per section)
557494	MX tie rod nut (8 required per assembly)
557323	MX enclosure plug seal, gasket
563917	MX cycle indicator pin repair kit, current style
Plugs for MXP Base Section Outlet Ports	
557391	NPT plug 1/4-18
556430	SAE plug 9/16-18 with O-ring
556427	BSPP (ISO 1179) plug 1/4-19 with O-ring

# Series Progressive

## Trabon® MXP Divider Valves

### Features and Benefits

The Trabon MXP Series' greater output volume makes it easy to customize your assembly to meet larger machine requirements.

- Quick change valve sections can be removed from the base assembly without disturbing any lube lines—minimizing labor cost and maximizing your machine uptime
- Can be easily accessorized with magnetic and electronic proximity switch cycle indicators to provide positive assurance of a successful lube event
- Alternate outlet on face of valves can be fitted with optional performance indicators, taking the guesswork out of troubleshooting
- Built-in outlet check valves ensure accurate lube delivery every time

### Typical Applications

- Pulp and paper, steel mills, heavy- and high-volume industrial applications

### Typical Fluids Handled

- Oil or Grease up to NLGI #2

### Technical Specifications

Material.....Plated Steel  
 Maximum Pressure ..... 3,000 psi (207 bar)  
 Maximum Operating Temperature.....350°F (176°C)  
 Maximum Cycle Rate with Cycle Pin..... 60 cycles/min  
 Maximum Cycle Rate without Cycle Pin ..... 110-200 cycles/min (see chart below)

#### MXP Maximum Cycle Rates without Cycle Pin (cycles/min)

		Number of Sections							
		3	4	5	6	7	8	9	10
Smallest Piston in Assembly	MXP-150	200	200	200	200	200	200	180	165
	MXP-125	200	200	200	200	200	195	175	155
	MXP-100	200	200	200	200	200	185	165	150
	MXP-75	200	200	200	200	200	175	155	140
	MXP-50	200	200	200	200	195	165	145	130
	MXP-25	200	200	200	200	165	140	125	120

	Output Twin Outlet, in <sup>3</sup> (cm <sup>3</sup> )	Output Single Outlet, in <sup>3</sup> (cm <sup>3</sup> )	Cycle Indication
MXP-25	0.025 (0.41)	0.050 (0.82)	Electronic proximity switch
MXP-50	0.050 (0.82)	0.100 (1.64)	Electronic proximity switch, cycle indicator switch
MXP-75	0.075 (1.23)	0.150 (2.46)	
MXP-100	0.100 (1.64)	0.200 (3.28)	
MXP-125	0.125 (2.05)	0.250 (4.10)	
MXP-150	0.150 (2.46)	0.300 (4.92)	



# Series Progressive

## Trabon® MXP Divider Valves

### Ordering Information

<b>MXP Working Sections</b> (Must be ordered in multiples of two)	
562813	MXP-25T
562819	MXP-25S
562814	MXP-50T
562820	MXP-50S
562815	MXP-75T
562821	MXP-75S
562816	MXP-100T
562822	MXP-100S
562817	MXP-125T
562823	MXP-125S
562818	MXP-150T
562824	MXP-150S
562835	MXP bypass
<b>MXP with Cycle Pin – Right</b> (Must be ordered in multiples of two)	
562830	MXP-50S
562831	MXP-75S
562832	MXP-100S
562833	MXP-125S
562834	MXP-150S
562825	MXP-50T
562826	MXP-75T
562827	MXP-100T
562828	MXP-125T
562829	MXP-150T
<b>MXP Inlet, Intermediate Base and End Sections</b> (Must be ordered in multiples of two)	
15R994	Inlet, 3/4-16 SAE o-ring ports
15R993	Inlet, 3/8-18 NPSF
561029	Inlet, 3/8-19 BSPP (ISO 1179)
563519	Intermediate base, 1/4-18 NPSF
563521	Intermediate base, 9/16-18 SAE o-ring
563522	Intermediate base, 1/4-19 BSPP (ISO 1179)
563527	“MXPO” Intermediate base without outlet check, 1/4-18 NPSF
24Z675	“MXPO” Intermediate base without outlet check, 1/4-19 BSPP (ISO 1179)
563518	End section
<b>MXP Tie Rods and Nut</b> (Three required per assembly)	
557766	3-section tie rod
557767	4-section tie rod
557768	5-section tie rod
557769	6-section tie rod
557770	7-section tie rod
557771	8-section tie rod
557772	9-section tie rod
563520	10-section tie rod
555406	Tie rod nut
<b>MXP Accessories</b>	
563524	Crossport, left
563525	Crossport, right
563526	Crossport, left and right
115010	MXP standard valve section seal, o-ring (90 DURO Fluoroelastomer)
555406	MXP tie rod nut (3 required per assembly)
563917	MXP cycle pin indicator repair kit, new style
557774	MXP enclosure plug
556572	Enclosure plug o-ring
16U217	MXP indicator port plug with o-ring
561102	Mounting bar

# Series Progressive

## Trabon® MGO Divider Valves

### Features and Benefits

The Trabon MGO Series offers the largest output available in a series progressive system. Ideal for heavy-duty and large bearing applications with wide temperature variations and high volume requirements. Can be easily accessorized with magnetic and electronic proximity switch cycle indicators to provide positive assurance of a successful lube event.

- Alternate outlet on face of valves can be fitted with optional performance indicators, taking the guesswork out of troubleshooting
- Robust design is virtually indestructible and built to perform in extreme environments

### Typical Applications

- Pulp and paper, steel mills, heavy- and high-volume industrial applications

### Typical Fluids Handled

- Oil or Grease up to NLGI #2

### Technical Specifications

Material.....Plated Steel  
 Maximum Pressure ..... 6,000 psi (413 bar)  
 Maximum Operating Temperature..... 350°F (176°C)  
 Maximum Cycle Rate with Cycle Pin..... 60 cycles/min  
 Maximum Cycle Rate without Cycle Pin ..... 110-200 cycles/min (see chart below)


#### MGO Maximum Cycle Rates without Cycle Pin (cycles/min)

		Number of Sections								
		3	4	5	6	7	8	9	10	11
Smallest Piston in Assembly	MGO-600	185	140	110	90	80	70	60	55	50
	MGO-450	185	135	110	90	75	65	60	50	50
	MGO-300	180	130	100	80	70	60	55	50	45
	MGO-150	180	125	100	80	65	55	50	45	40

	Output Twin Outlet, in <sup>3</sup> (cm <sup>3</sup> )	Output Single Outlet, in <sup>3</sup> (cm <sup>3</sup> )	Cycle Indication
MGO-150	0.150 (2.46)	0.300 (4.92)	Electronic proximity switch, cycle indicator switch
MGO-300	0.300 (4.92)	0.600 (9.83)	
MGO-450	0.450 (7.37)	0.900 (14.7)	
MGO-600	0.600 (9.83)	1.200 (19.7)	

### Ordering Information

MGO Working Sections	
562570	MGO-150S
562571	MGO-300S
562572	MGO-450S
562573	MGO-600S
562574	MGO-150T
562575	MGO-300T
562576	MGO-450T
562577	MGO-600T





# Series Progressive

## Trabon® MGO Divider Valves

### Ordering Information

<b>MGO with Cycle Pin – Right</b>	
562578	MGO-150S
562579	MGO-300S
562580	MGO-450S
562581	MGO-600S
562582	MGO-150T
562583	MGO-300T
562584	MGO-450T
562585	MGO-600T
<b>MGO Inlet and End</b>	
563277	MGO inlet
563278	MGO end
<b>MGO Spare Parts</b>	
556424	Singled ported sections port plug
563926	1-section o-ring kit
<b>MGO Tie Rods and Nut</b> (Two (2) short tie rods and two (2) long tie rods required per assembly)	
560591	3-section tie rod – short
560592	4-section tie rod – short
560593	5-section tie rod – short
560594	6-section tie rod – short
560595	7-section tie rod – short
560596	8-section tie rod – short
560597	9-section tie rod – short
560598	10-section tie rod – short
560600	3-section tie rod – long
560601	4-section tie rod – long
560602	5-section tie rod – long
560603	6-section tie rod – long
15U857	7-section tie rod – long
560604	8-section tie rod – long
560605	9-section tie rod – long
560606	10-section tie rod – long
557494	Tie rod nut (2 required per tie rod)

Series Progressive

# Air Oil

## Air Oil Series Valves

### Features and Benefits

A Graco exclusive design! The Air Oil solution that detects air line or oil line faults in your system. Series progressive monitoring ensures your critical bearings are lubricated properly.

- Convenient manifold design mounts directly to the face of standard Graco series progressive divider valve assembly
- Check valve design prevents oil from being forced into the air system if lube lines get crushed or bearings get blocked
- Air combines with the oil after the fluid outlet check, preventing air from backing up into your source oil system
- Complete kits include manifold, air sensor, and check valves for easy installation

### Typical Applications

- Steel mills, pulp and paper processing, high temperature and dirty environments

### Typical Fluids Handled


- Oil

### Technical Specifications

Material..... Aluminum  
 Minimum Air Pressure..... 45 psi (3.1 bar)  
 Maximum Air Pressure ..... 250 psi (17 bar)  
 Output..... 3, 4, 5 or 6 Section Divider Valve Assemblies

### Ordering Information

A0 Series Divider Valves	
24B237	Air/oil manifold assembly, 3-section
24B239	Air/oil manifold assembly, 4-section
24B240	Air/oil manifold assembly, 5-section
24B241	Air/oil manifold assembly, 6-section
24J814	Air/oil manifold assembly, 3-section without air sensor
24J815	Air/oil manifold assembly, 4-section without air sensor
24J816	Air/oil manifold assembly, 5-section without air sensor
24J817	Air/oil manifold assembly, 6-section without air sensor



24B240

*Shown installed on MSP divider valve assembly*

# Air Oil

## High Speed Spindl-Gard® Systems

### Features and Benefits

The High-Speed Spindl-Gard® System is a highly efficient, cost-effective method for lubricating spindle bearings, using air/oil technology. Components include an electric motor driven pump, with 3 liter (0.8 gallon) plastic reservoir, air/oil dispensing module, and an optional programmable timer/controller (AC models only).

- Advanced air/oil concept provides highly effective lubrication, reduces oil consumption, lowers operating temperature and protects spindle bearings from coolant ingress and minimizes thermal distortion resulting in improved production accuracy
- Thin oil film dramatically reduces viscous shear and hydrodynamic drag on the bearing, resulting in reduced friction and lower energy consumption
- Airflow adjustment for each bearing point provides better control
- Oil output selectable for each bearing point helps to customize the system
- Eliminates the clean up and environmental problems that result from mist systems



### Typical Applications

- Spindle Bearings

### Typical Fluids Handled

- Oils up to ISO 460 (2,500 SUS)

### Technical Specifications

Pump Output	8.5 in <sup>3</sup> /min (140 cm <sup>3</sup> /min)
Motor Power	1/8 HP
Motor Voltage and Current Consumption	115 ± 10% VAC, 50/60 Hz, 1 phase, 3.8 A in-rush, 1.8 A running, 230 ± 10% VAC, 50/60 Hz, 1 phase, 1.9A in-rush, 0.94A running, 24VDC, 60 w
Pressure Relief Setting	350 psi (34 bar)
Output Block Regulator	30 to 60 psi (2.07 to 4.14 bar)
Output Block Regulator	30 to 60 psi (2.07 to 4.14 bar)
Seals	Buna-N O-Rings
Plastic Reservoir	0.8 gal (3 liters)
Low-Level	N.C. (held open), 115/230 VAC, 10 watt
Controls Options Remote (External Control or Customer PLC)	115/230 VAC, 1 ph, 50/60 Hz, 24 VDC
*AC Timer	115/230 VAC, 1 ph, 50/60 Hz
Work (On) Time	5 to 20 seconds
Pause (Off) Time	2.5 to 30 minute
Fault Output	(Dry Contacts), 5 amp max up to 230 VAC
Air Cleanliness	5 micron, 40°F (4°C) dew point
Operating Temperature	40°F to 120°F (4°C to 49°C)
Lube Output	0.0015, 0.0030 and 0.005 cu in/cycle (0.025, 0.049 and 0.082 cm <sup>3</sup> /cycle)
Pressure Switch Set Points	
Air (N.C.)	25 psi (1.7 bar), nonadjustable
Oil (N.O.)	320 psi (22 bar), nonadjustable
Nozzles	Tube ID/Orifice Ratio (See Figure 2)
Delivery Tube Length	24 in to 50 ft (0.6 m to 15.24 m)

Lubricant Filtration: It is recommended that the lubricant in any lubrication system be filtered to the minimum level recommended by the Society of Automotive Engineers (SAE) which corresponds to the ISO Standard 4460 ratings/ specifications of ISO 18/14

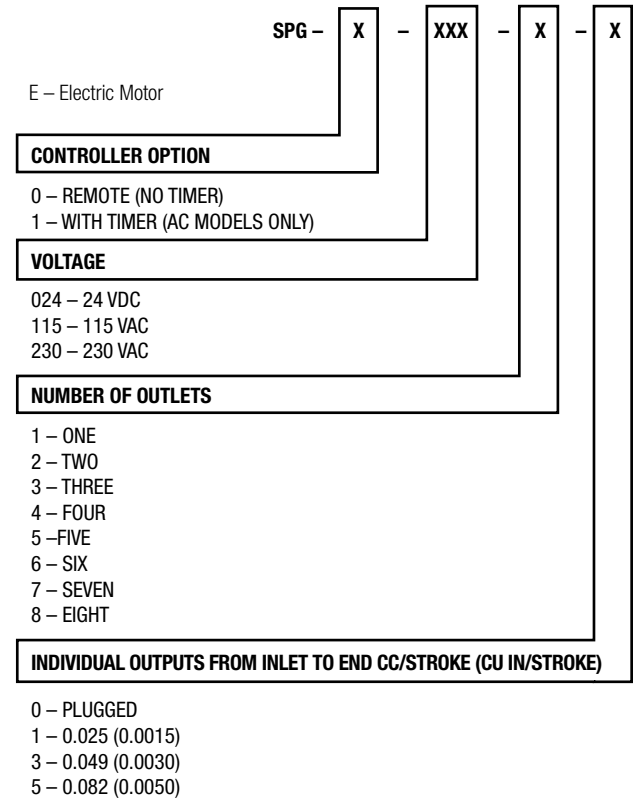
# Air Oil

## High Speed Spindl-Gard® Systems

### Ordering Information

High Speed Spindl-Gard Systems	
26C419	SPG-E-0-024-2-33
258295	SPG-E-0-024-2-55
564445	SPG-E-0-024-3-333
25A202	SPG-E-0-230-4-3333
24B219	SPG-E-1-115-2-11
24R127	SPG-E-1-115-2-33
24V204	SPG-E-1-115-2-55
25C264	SPG-E-1-115-3-111
258347	SPG-E-1-115-6-333113
258301	SPG-E-1-115-6-333333
25C265	SPG-E-1-230-3-111
25A209	SPG-E-1-230-4-3333
24V531	SPG-E-1-230-5-55555
26C521	SPG-E-1-230-8-11111111
24H681	SPG-E-1-230-8-55555555
High Speed Spindl-Gard (HSSG) Blocks	
563130	0.0015 in <sup>3</sup> displacement
563131	0.0030 in <sup>3</sup> displacement
563132	0.0050 in <sup>3</sup> displacement
High Speed Spindl-Gard (HSSG) Components	
563489	10 micron oil filter element
561031	Inlet block
561032	Outlet block
Spindl-Gard Nozzles	
563127	Nozzle tube adapter
560478	10 in nozzle tube - 2 outlet, 180°
560477	10 in nozzle tube - 1 outlet, 90°
562994	End outlet nozzle
563128	Spray nozzle assembly for headwalls over 1 in thick
Spindl-Gard Accessories	
563048	Injection point check valve, 1/8 in NPTF
563049	Discharge point check valve, 1/8 in NPTF
564337	Relief valve, 2 psi
563091	In-line lube filter, 10 micron, 1/4 in NPSF (FM) to 1/4 in NPTF (M)
557134	Replacement filter element - in-line lube filter
563129	SG air/oil mixing tee
High Speed Spindl-Gard (HSSG) Tie Rod Kits - Nuts and Washers included	
564443	Tie rod kit - 1 air/oil lube point
563940	Tie rod kit - 2 air/oil lube point
564444	Tie rod kit - 3 air/oil lube point
15U854	Tie rod kit - 4 air/oil lube point
15U855	Tie rod kit - 5 air/oil lube point
563941	Tie rod kit - 6 air/oil lube point
563942	Tie rod kit - 7 air/oil lube point
15U856	Tie rod kit - 8 air/oil lube point

### Spindl-Gard Ordering Menu Code



# General Accessories

## Trabon® Spra-Control™ Valve

### Features and Benefits

- Conserves air – air required only during spray interval.
- Versatile – can be used with any centralized lube system or mechanical oiler and will handle grease or oil.
- External mix nozzle purges itself and prevents clogging.
- Saves lubricant by spraying smaller amounts at frequent intervals, provides better film, with no waste.
- Not to be used with G-Series Pumps or other low flow pumps.

### Typical Fluids Handled


- Oil - minimum of 100 SUS at 100°F
- Grease - NLGI #1 at any temperature, NLGI #2 at 32°F or above

### Technical Specifications

Minimum Air Pressure.....20 psi (1.4 bar)  
 Maximum Air Pressure ..... 150 psi (10.3 bar)  
 Spray Patterns ..... 4 in or 8 in (10.2 cm or 20.3 cm)

### Ordering Information

Gear Spray Valves	
563275	Air-lube control valve and nozzle assembly – 4 in spray diameter, normal
563276	Air-lube control valve and nozzle assembly – 8 in spray diameter, wide



*Ball mills run at peak performance with Graco's Air-Lube Spra-Control Valve*

# General Accessories

## Zone Valves

---

### Features and Benefits

- Designed to custom fit lubrication systems and control when sections or zones of the system will receive lubricant
- Available in two- or three-way styles
- Three-way valves available with 12 VDC or 24 VDC
- Available with normally closed and normally open valves for added convenience
- DC models meet typical application requirements

### Ordering Information

Zone Valves	
24P976	Two-way valve, 24 VDC, normally open, Deutsch cable, 3,500 psi (241 bar)
24T296	Two-way valve, 24 VDC, normally closed, Deutsch cable, 3,500 psi (241 bar)
24P977	Three-way valve, 24 VDC, normally closed, Deutsch cable, 3,500 psi (241 bar)
24P978	Three-way valve, 12 VDC, normally closed, Deutsch cable, 3,500 psi (241 bar)



24P976



24P977

# General Accessories

## Reset Indicator

### Features and Benefits

- Provides quick troubleshooting tool with visual indication
- No tools for reset or parts to replace after indication
- Easy information on blocked lines, high system pressure or blocked bearings

### Technical Specifications

Reset w/Memory psi (bar)	250 (17)	500 (35)	750 (52)	1,000 (69)	1,500 (103)	2,000 (138)	2,500 (172)
MJ	•	•	•	•	•	•	
MSP	•	•	•	•	•	•	•
MXP	•	•	•	•	•	•	•
MX	•	•	•	•	•	•	•
MGO					•		



563242

Simple point troubleshooting with visual indication

### Ordering Information

Divider Valve Reset Indicator w/Memory for MJ, MSP, MHH and MXP	
563231	250 psi (17 bar)
563232	500 psi (35 bar)
563233	750 psi (52 bar)
563234	1,000 psi (69 bar)
563235	1,500 psi (103 bar)
563236	2,000 psi (138 bar)
563237	2,500 psi (172 bar)
563238	3,500 psi (241 bar)
Divider Valve Reset Indicator w/Memory and O-Ring Seal for MX	
563239	250 psi (17 bar)
563240	500 psi (35 bar)
563241	750 psi (52 bar)
563242	1,000 psi (69 bar)
563243	1,500 psi (103 bar)
563244	2,000 psi (138 bar)
563245	2,500 psi (172 bar)
Divider Valve Reset Indicators w/Memory and O-Ring Seal for MSP, MHH and MXP	
563252	250 psi (17 bar)
563253	500 psi (35 bar)
563254	750 psi (52 bar)
563255	1,000 psi (69 bar)
563256	1,500 psi (103 bar)
563257	2,000 psi (138 bar)
563258	2,500 psi (172 bar)
563261	3,000 psi (207 bar)
563262	5,000 psi (345 bar)
563263	3,500 psi (241 bar)
Divider Valve Reset Indicators w/Memory and O-Ring Seal for MGO	
564200	1,500 psi (103 bar)

# General Accessories

## Automatic Relief Indicator

### Features and Benefits

These performance indicators pinpoint lube line blockages but allow the lube system to continue to supply lubrication to points that are not blocked.

- Allows machine to continue to run while non-critical bearings are lubricated
- No time or effort required for reset after blockage is cleared
- Easy information on blocked lines, high system pressure or blocked bearings

### Typical Applications

- Works with MSP, MX, MXP, MJ and MHH divider valves

### Technical Specifications

Auto Relief psi (bar)	750 (52)	1,000 (69)	1,250 (86)	1,500 (103)	2,000 (138)	2,500 (172)	3,000 (207)
MJ	•	•		•	•		
MSP	•	•	•	•	•	•	•
MXP	•	•	•	•	•	•	•
MX		•		•	•	•	•



563159

*Keep your machine running while lubrication gets to critical points*

### Ordering Information

Divider Valve Automatic Relief Indicators for MX	
563156	750 psi (52 bar)
563157	1,000 psi (69 bar)
563158	1,500 psi (103 bar)
563159	2,000 psi (138 bar)
563160	2,500 psi (172 bar)
563161	3,000 psi (207 bar)
Divider Valve Automatic Relief Indicators for MSP, MHH, MXP and MJ	
563163	750 psi (52 bar)
563164	1,000 psi (69 bar)
563165	1,250 psi (86 bar)
563166	1,500 psi (103 bar)
563167	2,000 psi (138 bar)
563168	2,500 psi (172 bar)
563169	3,000 psi (207 bar)
Divider Valve Automatic Relief Indicators with O-Ring Seal for MSP, MHH and MXP	
563170	750 psi (52 bar)
563171	1,000 psi (69 bar)
563172	1,250 psi (86 bar)
563173	1,500 psi (103 bar)
563174	2,000 psi (138 bar)
563175	2,500 psi (172 bar)
563176	3,000 psi (207 bar)



# General Accessories

## Rupture Indicator

### Features and Benefits

Used on MH divider valve applications where lube system pressures exceed 2,500 psi.

- High pressure from blockage causes a disc to rupture
- Lubricant forces an indicator pin to protrude, indicating the blockage
- High pressure backs up through the system and trips a switch to shut the system off
- When fault is corrected, disc must be replaced and pin reset

### Typical Applications

- Works with MHH divider valves



563227

*Know quickly when  
critical bearings aren't  
getting lubricated*

### Ordering Information

Divider Valve Rupture Indicators w/Memory	
563220	3,700 psi (255 bar)
563227	7,300 psi (503 bar)
563228	2,800 psi (193 bar)
564355	4,600 psi (317 bar)
563223	5,500 psi (379 bar)
563225	6,400 psi (441 bar)
563229	2,800 psi (193 bar) with o-ring seal
563221	3,700 psi (255 bar) with o-ring seal
563222	4,600 psi (317 bar) with o-ring seal
563224	5,500 psi (379 bar) with o-ring seal
563226	6,400 psi (441 bar) with o-ring seal
Replacement Rupture Discs	
557422	2,800 psi (193 bar)
557423	3,700 psi (255 bar)
557424	4,600 psi (317 bar)
557425	5,500 psi (379 bar)
557427	6,400 psi (441 bar)
557428	7,300 psi (503 bar)
557429	8,200 psi (565 bar)

# General Accessories

## Rupture to Atmosphere Indicator

### Features and Benefits

- Used in conjunction with system pressure switch—can warn of a fault while allowing lube system to continue to deliver to critical bearings
- Requires replacement of the rupture disc to restart the lube system
- Easy information on blocked lines, high system pressure or blocked bearings



563182

*Blockages are easy to detect with the simple Rupture to Atmosphere indicator*

Rupture to Atmosphere psi (bar)	1,450 (100)	1,750 (121)	2,050 (141)	2,350 (162)	2,950 (203)	3,250 (224)
MJ		•		•	•	•
MSP		•		•	•	•
MX	•	•	•	•	•	

### Ordering Information

Rupture-to-Atmosphere Indicators for MJ, MSP, MHH and MXP	
564059	1,750 psi (121 bar)
563191	2,350 psi (162 bar)
563192	2,950 psi (203 bar)
563193	3,250 psi (224 bar)
563194	5,000 psi (345 bar)
563218	6,400 psi (441 bar)
563219	7,300 psi (503 bar)
563217	5,500 psi (379 bar)
Rupture-to-Atmosphere Indicators for MX	
563179	1,450 psi (100 bar)
563182	1,750 psi (121 bar)
563183	2,050 psi (141 bar)
563184	2,350 psi (162 bar)
563185	2,950 psi (203 bar)
563186	1,450 psi (100 bar), with spud assembly
563187	1,750 psi (121 bar), with spud assembly
563188	2,350 psi (162 bar), with spud assembly
Replacement Rupture Packs of 6 (11/16 in / 17.5 mm diameter discs)	
563962	1,450 psi (100 bar) – yellow
563963	1,750 psi (121 bar) – red
563964	2,050 psi (141 bar) – orange
563965	2,350 psi (162 bar) – aluminum
563966	2,940 psi (203 bar) – blue
Replacement Rupture Packs of 25 (3/8 in / 9.5 mm diameter discs)	
563952	900 psi (62 bar) – black
563954	1,450 psi (100 bar) – yellow
563955	1,750 psi (121 bar) – red
563956	2,050 psi (141 bar) – orange
563957	2,350 psi (162 bar) – aluminum
563958	2,650 psi (183 bar) – pink
563959	2,950 psi (203 bar) – blue
563960	3,250 psi (224 bar) – purple
563961	5,000 psi (345 bar) – brown

# General Accessories

## Magnetic Visual Indicator

### Features and Benefits

Six steel balls in a clear sleeve follow a magnet which moves with the cycling piston, providing a clear visual indication of lube cycles.

### Ordering Information

Divider Valve Cycle Indicators and Switches	
563251	MS/MHH visual cycle indicator assembly – o-ring seal
563260	MX/MXP visual cycle indicator assembly
563250	MS/MHH visual cycle indicator assembly – gasket seal



### Cycle Switch

- Monitors piston movement to ensure completed lubrication cycle – must have cycle indicator pin
- Provides positive feedback based on actual metering piston movement
- Mounts to MJ, MSP, MXP, or MX divider with cycle pin option with simple install
- Able to be set for normally open or normally closed operation



563272

*Integrates to controllers, starters or PLCs*

### Technical Specifications

Voltage	Amp Rating
125/250/480 VAC .....	15A
125 VDC .....	1/2A
250 VDC .....	1/4A
24 VDC .....	6A*
*non-inductive	

### Ordering Information


Cycle Switches	
563270	MD-2, cycle switch, bracket assembly
563271	MD-3, cycle switch, bracket assembly
564356	MD-4, cycle switch, bracket assembly
563269	MGO cycle switch (SPDT), bracket assembly
557781	Replacement cycle switch for 563269, 563270, 563271, 564356, 563272
564357	MHP cycle switch (DPDT) bracket assembly
563272	MJ/MS/MHH/MXP cycle switch (SPDT) bracket assembly
563273	MJ/MS/MHH/MXP cycle switch (SPDT) bracket assembly – moisture resistant
557546	Replacement bracket – 563272, 563273, 564357
260067	1/2 in NPT cord grip for use with switch 557781

# General Accessories

## Proximity Switches

### Features and Benefits

- Available in 115 VAC or 12-32 VDC
- Available for all series progressive families to provide cycle rates up to 200 CPM
- Pressure ratings up to 10,000 psi (690 bar)
- Variety of electrical connections and voltages with or without LED indication
- Select models available with UL and CSA approvals



557747

*Magnetically-operated sensing devices for sending system data to the controller or PLC*

### Ordering Information

Divider Valve Proximity Switches									
Part Number	Divider Valve	Rating (if any)	Switch Type	Operating Voltage	Electrical Connection	LED	Max Cycles Per Min	Max Pressure, PSI (bar)	Rated Life Cycle
563495	MGO	UL+CSA	FSM	10-32 VDC	4-pin CH Mini	No	125	10,000 (690)	50,000,000+
564402	MGO	UL+CSA	FSM	115 VAC	5-pin BH Mini	No	125	10,000 (690)	50,000,000+
563970	MGO	UL+CSA	FSM	115 VAC	3-pin BH Mini	No	125	3,500 (241)	50,000,000+
17L881	MGO	IP65, IP68, IP69	Solid State PNP	10-32 DC	M12	No	200	6,000 (414)	50,000,000
564399	MXP/MX	UL+CSA	FSM	115 VAC	5-pin BH Mini	No	125	3,500 (241)	50,000,000+
563476	MXP/MX	UL+CSA	FSM	115 VAC	3-pin BH Mini	No	125	3,500 (241)	50,000,000+
563969	MXO (gasket)	UL+CSA	FSM	115 VAC	3-pin BH Mini	No	125	3,500 (241)	50,000,000+
563486	MXP/MX		FSmech	20-32 VDC	3-pin BH Mini	Yes	100	7,500 (518)	10,000,000+
564400	MXP/MX		FSmech	20-32 VDC	5-pin BH Mini	Yes	100	7,500 (518)	10,000,000+
564401	MXP/MX	CSA <sub>NRTL</sub>	FSmech	115 VAC or 10-32 VDC	Explosion-Proof*	No	100	7,500 (518)	10,000,000+
557752	MXP/MX	UL+CSA	FSM	10-32 VDC	4-pin CH Mini	No	125	10,000 (690)	50,000,000+
558938	MXP/MX	UL+CSA	FSM	115 VAC	5-pin BH Mini	No	125	10,000 (690)	50,000,000+
564403	MXP/MX	UL+CSA	FSM	10-32 VDC	4-pin Micro	No	125	10,000 (690)	50,000,000+
17L880	MXP/MX	IP65, IP68, IP69	Solid State PNP	10-32 DC	M12	No	200	8,000 (552)	50,000,000
557741	MSP/MHH	UL+CSA	FSM	115 VAC	3-pin BH Mini	No	125	3,500 (241)	50,000,000+
557745	MSP/MHH	✓	FSM	115 VAC	Explosion-Proof*	No	125	3,500 (241)	50,000,000+
558933	MR (gasket)	✓	FSM	115 VAC	Explosion-Proof*	No	125	3,500 (241)	50,000,000+
557746	MSP/MHH	UL+CSA	FSM	115 VAC	5-pin BH Mini	No	125	3,500 (241)	50,000,000+
557747	MSP/MHH	UL+CSA	FSM	10-32 VDC	4-pin CH Mini	No	125	3,500 (241)	50,000,000+
563477	MSP/MHH		FSmech	20-32 VDC	5-pin BH Mini	Yes	100	7,500 (518)	10,000,000+
563478	MSP/MHH		FSmech	20-32 VDC	3-pin BH Mini	Yes	100	7,500 (518)	10,000,000+
563484	MSP/MHH		FSmech	115 VAC or 10-32 VDC	5-pin BH Mini	No	100	7,500 (518)	10,000,000+
563485	MSP/MHH	CSA <sub>NRTL</sub>	FSmech	115 VAC or 10-32 VDC	Explosion-Proof*	No	100	7,500 (518)	10,000,000+
563427	MSP/MHH		Reed	115 VAC or 10-32 VDC	1/2 in NPT cond	No	60	7,500 (518)	10,000,000+
563501	MSP/MHH		FSmech	20-32 VDC	4-pin Micro	Yes	100	7,500 (518)	10,000,000+
17L983	MSP/MHH	IP65, IP68, IP69	Solid State PNP	10-32 DC	M12	No	200	7,500 (518)	50,000,000
17M380	MJ/MD	IP65, IP68, IP69	Solid State PNP	10-32 DC	M12	No	200	3,000 (207)	50,000,000
17L879	CSP	IP65, IP68, IP69	Solid State PNP	10-32 DC	M12	No	200	5,075 (350)	50,000,000

UL+CSA = Approved – search their respective website for the certifications or contact Graco Technical Assistance.

CSA<sub>NRTL</sub> = Approved for hazardous locations: Class I, Groups A, B, C and D – Division 1

✓ = UL and CSA approved for hazardous locations: Class I, Groups A, B, C and D – Division 1; Class II, Groups E, F and G – Division 1

\*Includes 6 ft, 3 conductor cable

BH = Brad Harrison

CH = Crouse-Hinds



17L880

# General Accessories

## Proximity Switch Cables

### Ordering Information

Part Number	Proximity Switch Connection	2nd Connection	Length	Note
<b>Cables for Legacy Proximity Switches</b>				
558021	3-pin BH Mini, straight	Flying leads	6 ft (1.83 m)	–
558022	3-pin BH Mini, straight	Flying leads	12 ft (3.66 m)	–
558025	4-pin CH Mini, straight	Flying leads	12 ft (3.66 m)	PNP LED
558026	4-pin CH Mini, 90°	Flying leads	12 ft (3.66 m)	PNP LED
558023	5-pin BH Mini, straight	Flying leads	6 ft (1.83 m)	–
558024	5-pin BH Mini, straight	Flying leads	12 ft (3.66 m)	–
<b>Cables for Solid State Proximity Switches</b>				
<i>For use with a G3 Max or G3 SP when connecting directly to the pump, when LED is required.</i>				
25M602	M12 female, straight	Flying leads	16.5 ft (5 m)	PNP switch with NPN LED – requires 124594
25M603	M12 female, straight	M12 male, straight	16.5 ft (5 m)	PNP switch with NPN LED
<i>For use with an external lubrication controller, G-Mini, PLC or other controller, when LED is required.</i>				
25M604	M12 female, straight	Flying leads	16.5 ft (5 m)	–
24Z720	M12 female, 90°	Flying leads	16.5 ft (5 m)	–
<i>For use when replacing a legacy proximity switch with a new solid state proximity switch.</i>				
24Z714	M12 female, 90°	5-pin BH Mini, straight	1 ft (0.3 m)	NPN-BH adapter cable
24Z715	M12 female, 90°	3-pin BH Mini, straight	1 ft (0.3 m)	NPN-BH adapter cable
24Z716	M12 female, 90°	4-pin CH Mini, straight	1 ft (0.3 m)	NPN-BH adapter cable
24Z719	M12 female, 90°	4-pin CH Mini, straight	1 ft (0.3 m)	PNP-CH adapter cable
<b>Other M12 cables, without LED indication</b>				
126331	M12 female, straight	Flying leads	16.5 ft (5 m)	Requires 124594 when used with G3 Max, SP, etc.
124300	Flying leads	M12 male, straight	16.5 ft (5 m)	Requires 124301 when used with solid state proximity switch
124333	M12 female, straight	M12 male, straight	16.5 ft (5 m)	–
131214	M12 female, 90°	M12 male, straight	3.3 ft (1 m)	–
131215	M12 female, 90°	M12 male, straight	6.6 ft (2 m)	–
131216	M12 female, 90°	M12 male, straight	9.8 ft (3 m)	–
130282	M12 female, straight	M12 male, straight	3.3 ft (1 m)	–
130280	M12 female, straight	M12 male, straight	6.6 ft (2 m)	–
130283	M12 female, straight	M12 male, straight	9.8 ft (3 m)	–

# General Accessories

## Pressure Switches

### Features and Benefits

- Easy to visually adjust line pressure and reset pressure to ensure your lube system has vented properly
- LED lights visually display pressure switch functions
- Modern 4-pin M12 micro-connector easily connects to the G3 Max and other controllers
- Turns off your pump or controller and activates venting once the lube system reaches the desired pressure level
- 1/4 NPT thread allows quick connection to injector systems



24K414

*IP67 rated – Durable design allows it to operate in harsh environments*

### Ordering Information

Pressure Switches	
24K414	Set pressure range 290 to 580 psi (20 to 40 bar), reset pressure range 175 to 5,685 psi (12 to 392 bar), M12 connector (female), 9.6 to 32 VDC, 1/4 in (7.6 cm) NPT thread (male), IP67

### Features and Benefits

- Moisture resistant and factory set to ensure accuracy for long life and reliability
- Sends an alarm signal to alert either a high- or low-pressure condition
- Available for hydraulic pressures from 50 to 4,700 psi



557829

### Ordering Information

Pressure Switches	
557830	2,000 psi (138 bar), 50 to 2,000 psi (3.4 to 138 bar) adjustable range (factory set @ 50 psi / 3.4 bar), moisture-resistant, NEMA 4
557828	4,700 psi (324 bar), 400 to 4,700 psi (28 to 324 bar) adjustable range (factory set @ 750 psi / 52 bar), moisture-resistant, NEMA 4
557829	4,700 psi (324 bar), 400 to 4,700 psi (28 to 324 bar) adjustable range (factory set @ 1,150 psi / 79 bar), moisture-resistant, NEMA 4

### Features and Benefits

- High-low, adjustable pressure switches

### Ordering Information

Pressure Switches	
115124	Single post pressure switch, NEMA 3
558947	Dual post control pressure switch, NEMA 3
24N180	IP65 rated for harsh environments. Fluoroelastomer seals are suitable for use in high temperature environments and synthetic lubricants. Large orifice reduces grease solidification. DIN connector. Adjustable from 580 to 5,800 psi (40 to 400 bar). 1/4 in BSPP inlet.
24N181	IP65 rated for harsh environments. Fluoroelastomer seals are suitable for use in high temperature environments and synthetic lubricants. Large orifice reduces grease solidification. DIN connector. Adjustable from 580 to 5,800 psi (40 to 400 bar). 1/4 in NPT inlet.



115124



24N181

# General Accessories


## Broken Line Indicators

### Features and Benefits

- Monitors lube line integrity to ensure lubricant is delivered to critical bearings
- Provides a visual or electronic indication
- Works with terminating oil or grease systems as well as recirculating systems

### Technical Specifications

	BLI500	BLI1000	BLI1500
Simulator Pressure	60 psi (4.1 bar)	100 psi (6.9 bar)	150 psi (10.3 bar)
Minimum Pump Pressure	1,000 psi (69.0 bar)	1,500 psi (103.4 bar)	2,500 psi (172.4 bar)
Application	Recirculating Oil	Recirculating Oil or Terminating Oil	Grease



563078

*The only device that provides visual indication that bearing lines are intact*

### Ordering Information

Broken Line Indicators										
System Type	BLI Rating	Simulator Rating	$\Delta P$	Pressure Switch Setting (psi)	Pump Relief Valve (psi)	Blowout Disc (psi)	Minimum Pump Capacity (psi)	BLI Kit Part Number	BLI Part Number	Simulator Part Number
Re-Circulating Oil	500	60	440	400	700	N/A	1,000	563078	563068	563075
Re-Circulating Oil	1,000	100	900	850	1,400	N/A	1,500	563079	563069	563076
Terminating Oil	1,000	100	900	850	N/A	1,450	2,000	563079	563069	563076
Terminating Grease	1,500	150	1,350	1,300	N/A	2,350	2,500	563080	563070	563077

# General Accessories

## Filters

### Ordering Information

All filter ports are female both end (f/b) unless otherwise stated. For more details, search [www.graco.com](http://www.graco.com) for brochure L15200.

<b>MSP Inlet Oil Filters</b> – Typically used as a secondary filter at the inlet of MSP divider valve assemblies.					
Part Number	Type	Max Pressure PSI (bar)	Ports	Replacement Element	Micron Rating
563091	MSP standard inlet filter	3500 (241)	1/4-18 NPTF female x male	557134	10
563074	MSP zero-leak inlet "last chance" filter/restrictor		1/4-18 NPSF f x 1/4-18 NPTF m	N/A	90
563094	MSP standard/zero-leak/shunt valve inlet filter		1/4-18 NPSF f x 1/4-18 NPTF m		
564327	MSP standard/zero-leak/shunt valve inlet filter and check valve		1/4-18 NPSF f x 1/4-18 NPTF m		
564326	MSP standard Inlet filter and check valve		7/16-20 SAE-ORB female x male		
563073	MSP zero-leak and shunt "last chance" filter		9/16-18 SAE-ORB female x male		
564342	MSP standard and zero-leak inlet filter		1/4-19 BSPP female x male		
563480	ZMSP modular filter block	3000 (207)	Mounts on base 563479		25

<b>Cartridge Oil Filters equipped with "HF2" replacement elements</b> – Versatile medium pressure oil filters for applications up to 3 gpm (11 lpm).					
Part Number	Type	Max Pressure PSI (bar)	Ports	Replacement Element	Micron Rating
564004	Single element with electrical and visual indicator	3000 (207)	3/4-14 BSPP (ISO-1179)	556031	10
564003			3/4-14 BSPP (ISO-1179)	556032	20
564005			M27 x 2 (ISO-6149)	556031	10
564006			M27 x 2 (ISO-6149)	556032	20
562880			1 1/16-12 SAE (ISO-11926)	556031	10
564007			1 1/16-12 SAE (ISO-11926)	556032	20
562881	Single element with visual indicator		3/4-14 BSPP (ISO-1179)	556031	10
564008			3/4-14 BSPP (ISO-1179)	556032	20
564009			M27 x 2 (ISO-6149)	556031	10
564010			M27 x 2 (ISO-6149)	556032	20
562882			1 1/16-12 SAE (ISO-11926)	556031	10
562883			1 1/16-12 SAE (ISO-11926)	556032	20

Note: for NPT applications, choose one of the "SAE" options above and add quantity 2 of part number 113613 to adapt to 1/2-14 NPTF thread.

<b>Replacement Elements For Legacy Single and Dual Cartridge Filters</b> – Use to replace string filters and pleated elements in legacy Trabon/Manzel canister filters.			
Part Number	Dimensions	Micron Rating	Where used – legacy filter part number
557803	2-5/8 in (67 mm) OD x 3-5/8 in (92 mm) L	10	183-000-001, 183-000-041, 183-000-141
557804		25	183-000-011, 183-000-051, 183-000-151
557805		50	50 micron alternate for 3-5/8 in elements (above)
557806	2-5/8 in (67 mm) OD x 9-5/8 in (244 mm) L	10	183-000-071, 183-000-111, 183-000-201
557807		25	183-000-081, 183-000-121, 183-000-211
557808		50	50 micron alternate for 9-5/8 in elements (above)
557811		1	1 micron alternate for 9-5/8 in elements (above)

<b>Spin-On Oil Filters</b> – Low pressure, high flow oil filters for applications up to 20 gpm (76 lpm). Typical applications include return lines in recirculating systems, and fill lines.					
Part Number	Type	Max Pressure PSI (bar)	Ports	Replacement Element	Micron Rating
563092	Assembly with internal 25 PSI (1.7 bar) bypass	200 (13.8)	3/4-14 NPT	563093	10
563095	Assembly with external 150 PSI (10.3 bar) relief				
564343	Assembly 563095 with fill stud and mounting bracket				
563096	Assembly with external 150 PSI (10.3 bar) relief	150 (10.3)	3/4-14 BSPP (ISO 1179-1)	563097	25
563099	Assembly with external 150 PSI (10.3 bar) relief				
563100	Assembly with external 150 PSI (10.3 bar) relief				



# General Accessories

## Filters and Brushes

### Ordering Information

**In-Line Oil Filter – High-Pressure** – Use with Trabon and G-series pumps in medium duty applications. Miniature Meter-Flo and Modu-Flo oil tanks include a bracket designed to receive these filters.

Part Number	Max Pressure PSI (bar)	Ports	Replacement Element	Micron Rating
563511	7500 (517)	1/4-18 NPTF	563509	10
563512			563510	25
563513		9/16-18 SAE	563509	10
563514			563510	25
563516		1/4-19 BSPP (ISO 1179)	563509	10
563515			563510	25

**In-Line Grease/Heavy Oil Strainer – High-Pressure** – Use with Trabon and G-series pumps in medium duty applications. Install on reservoir fill line or near pump outlet to protect system from contaminants.

Part Number	Type	Max Pressure PSI (bar)	Ports	Replacement Element	Micron Rating (Mesh Rating)
563508	Heavy oil strainer	7500 (517)	1/4-18 NPTF	557701	44 (325)
563507	Grease strainer		1/4-18 NPTF	557700	149 (100)
564406			1/4-19 BSPP (ISO 1179)		
563517			M14x1.5 (ISO 6419)		

**Fill Point Strainers with Removable Element** – Installs in fill port on reservoirs with 1/4 in NPT thread.

Part Number	Type	Max Pressure PSI (bar)	Ports	Replacement Element	Micron Rating (Mesh Rating)
563103	Oil	3000 (207)	1/4-18 NPSF f x 1/4-18 NPTF m	557154	44 (325)
563102	Grease			557153	149 (100)

**System-Specific Oil Filters** – Filters designed for use with application-specific oil systems.

Part Number	Type	Max Pressure PSI (bar)	Ports	Replacement Element	Micron Rating
564053	Thrif-T Luber (TLLF-00) in-line oil filter	500 (34)	1/8-27 NPSF	557132	25
561031	High-speed SpindL-Gard inlet block filter	N/A	N/A	563489	10
563563	MVB inlet filter/primer for single pump head	40 (2.8)	1/4-18 NPSF female inlet and return to sump, 3/8-18 NPTF male banjo bolt for pump inlet.	557827	10
563559	MVB inlet remote filter	40 (2.8)	1/4-18 NPSF female inlet, outlet and return to sump (1/8 in NPT adaptor included with return port)	557827	10
563560	MVB inlet remote filter, metal housing			557824	25
564417	MVB inlet remote filter				
563561	MVB inlet remote filter, metal housing				

**Barrel Pump Fill Line Filter** – Small inline filter for use as a fill filter for barrel pump modules including Fire-Ball and Dyna-Star families.

Part Number	Type	Max Pressure PSI (bar)	Ports	Replacement Element	Micron Rating
77X523	Inline fill line filter	5000 (344)	3/8-18 NPTF female inlet x male outlet	77X541	400

**“Red Alert” Grease Filter** – Ideal for use as a fill line filter for barrel pump modules including Fire-Ball and Dyna-Star families. The indicator provides gradual warning of a dirty element.

Part Number	Type	Max Pressure PSI (bar)	Ports	Replacement Element	Micron Rating
17L366	36 in <sup>2</sup> steel mesh filter, 2 gpm (7.57 lpm) flow capacity	3000 (207)	3/4-14 NPT	129031	380

### Oil Brushes

Part Number	Material	Dimensions	Maximum Temperature	Thread
124089	Horsehair	3/4 in (20 mm) diameter	176°F (80°C)	1/4 in-19 BSPP female
124090		1.2 in (30 mm) x 1.6 in (40 mm)		
124091		1.2 in (30 mm) x 2.4 in (60 mm)		
124092		1.2 in (30 mm) x 3.9 in (100 mm)		
124114	Nylon	5/8 in (16 mm) diameter	160°F (71°C)	1/8 in-27 male
124115		1/2 in (13 mm) x 2 in (51 mm)		



# General Accessories

## Pressure Gauges and Check Valves

### Ordering Information

Pressure Gauges - Bottom and Back Mounted	
126005	0 to 5,000 psi (0 to 344.7 bar), 1/4 in (6.4 mm) NPT brass back mount connection, liquid-filled, operating range -40°F to 150°F (-40°C to 66°C)
557866	0 to 3,000 psi (0 to 206.8 bar), standard
558948	0 to 150 psi (0 to 10.3 bar), 1/4 in (6.4 mm) NPT brass bottom mount connection, standard
557713	0 to 3,000 psi (0 to 206.8 bar), 1/4 in (6.4 mm) NPT stainless steel bottom mount connection, liquid-filled
102814	0 to 5,000 psi (0 to 344.7 bar), 1/4 in (6.4 mm) NPT brass bottom mount connection, standard
557278	0 to 1,500 psi (0 to 103.4 bar), 1/4 in (6.4 mm) NPT brass back mount connection, standard
557864	0 to 3,000 psi (0 to 206.8 bar), 1/4 in (6.4 mm) NPT brass back mount connection, standard
558297	0 to 10,000 psi, 1/4 in NPT brass back mount connection, standard
558298	0 to 10,000 psi (0 to 689.5 bar), 1/4 in (6.4 mm) NPT steel back mount connection, liquid-filled
Outlet Check Valves	
563196	Single check valve, 1/8-27 in (3.2 mm-68.6 cm) NPTF x 1/8-27 in (3.2 mm-68.6 cm) NPSF carbon steel, steel ball, 5,000 psi (344.7 bar) max
563052	Single check valve, 7/16-20 in (11.1 mm-50.8 cm) x 7/16-20 in (11.1 mm-50.8 cm) SAE stainless steel, fluoroelastomer ball, 7,500 psi (517.1 bar) max
563054	Single check valve, 7/16-20 in (11.1 mm-50.8 cm) x 7/16-20 in (11.1 mm-50.8 cm) SAE stainless steel, steel ball, 3,500 psi (241.3 bar) max
Maxi-Flo Relief Valve - Field-Installed Only	
563375	600 psi (41.4 bar)
Single Ball Check Valves	
563195	10 psi (.69 bar) nominal cracking pressure, 1/8 in (3.2 mm) NPTF (M) x 1/8 in (3.2 mm) NPSF (F), steel body/ball, 5,000 psi (344.7 bar) max
563199	15 psi (1.03 bar) nominal cracking pressure, 1/8 in (3.2 mm) NPSF (F) x 1/8 in (3.2 mm) NPTF (M), steel body/ball, 5,000 psi (344.7 bar) max
563196	35 psi (2.4 bar) nominal cracking pressure, 1/8 in (3.2 mm) NPTF (M) x 1/8 in (3.2 mm) NPSF (F), steel body/ball, 5,000 psi (344.7 bar) max
563200	35 psi (2.4 bar) nominal cracking pressure, 1/8 in (3.2 mm) NPSF (F) x 1/8 in (3.2 mm) NPTF (M), steel body/ball, 5,000 psi (344.7 bar) max
563201	60 psi (4.1 bar) nominal cracking pressure, 1/8 in (3.2 mm) NPSF (F) x 1/8 in (3.2 mm) NPTF (M), steel body/ball, 5,000 psi (344.7 bar) max
563197	125 psi (8.6 bar) nominal cracking pressure, 1/8 in (3.2 mm) NPTF (M) x 1/8 in (3.2 mm) NPSF (F), steel body/ball, 5,000 psi (344.7 bar) max
563198	250 psi (17.2 bar) nominal cracking pressure, 1/8 in (3.2 mm) NPTF (M) x 1/8 in (3.2 mm) NPSF (F), steel body/ball, 5,000 psi (344.7 bar) max
563202	250 psi (17.2 bar) nominal cracking pressure, 1/8 in (3.2 mm) NPSF (F) x 1/8 in (3.2 mm) NPTF (M), steel body/ball, 5,000 psi (344.7 bar) max
563051	360 psi (24.8 bar) nominal cracking pressure, 1/8 in (3.2 mm) NPTF (M) x 1/8 in (3.2 mm) NPSF (F), Steel Body/Ball, 5,000 psi (344.7 bar) max
563206	10 psi (.69 bar) nominal cracking pressure, 1/4 in (6.4 mm) (M) x 1/4 in (6.4 mm) (F), steel body/ball, 5,000 psi (344.7 bar) max

563210	10 psi (.69 bar) nominal cracking pressure, 1/4 in (6.4 mm) NPSF (F) x 1/4 in (6.4 mm) NPTF (M), steel body/ball, 5,000 psi (344.7 bar) max
563207	35 psi (2.4 bar) nominal cracking pressure, 1/4 in (6.4 mm) NPTF (M) x 1/4 in (6.4 mm) NPSF (F), steel body/ball, 5,000 psi (344.7 bar) max
563211	35 psi (2.4 bar) nominal cracking pressure, 1/4 in (6.4 mm) NPSF (F) x 1/4 in (6.4 mm) NPTF (M), steel body/ball, 5,000 psi (344.7 bar) max
563208	100 psi (6.9 bar) nominal cracking pressure, 1/4 in (6.4 mm) NPTF (M) x 1/4 in (6.4 mm) NPSF (F), steel body/ball, 5,000 psi (344.7 bar) max
563209	250 psi (17.2 bar) nominal cracking pressure, 1/4 in (6.4 mm) NPSF (F) x 1/4 in (6.4 mm) NPTF (M), steel body/ball, 5,000 psi (344.7 bar) max
563054	35 psi (2.4 bar) nominal cracking pressure, 7/16-20 in (14.3 mm-50.8 cm) SAE (M) x 7/16-20 in (14.3 mm-50.8 cm) SAE (F), SS body/steel ball, 3,500 psi (241.3 bar) max
563055	35 psi (2.4 bar) nominal cracking pressure, 9/16-18 in (14.3 mm-45.7 cm) SAE (M) x 9/16-18 in (14.3 mm-45.7 cm) SAE (F), SS body/steel ball, 3,500 psi (241.3 bar) max
563052	35 psi (2.4 bar) nominal cracking pressure, 7/16-20 in (14.3 mm-50.8 cm) SAE (M) x 7/16-20 in (14.3 mm-50.8 cm) SAE (F), SS body/FKM ball, 7,500 psi (517.1 bar) max
563047	42 psi (2.9 bar) nominal cracking pressure, 1/4 in (6.4 mm) NPSF (F) x 1/4 in (6.4 mm) NPSF (F), SS body/NBR ball, 7,500 psi (517.1 bar) max
563046	48 psi (3.3 bar) nominal cracking pressure, 1/4 in (6.4 mm) NPSF (F) x 1/4 in (6.4 mm) NPSF (F), SS body/FKM ball, 7,500 psi (517.1 bar) max
563048	35 psi (2.4 bar) nominal cracking pressure, 1/8 in (3.2 mm) NPSF (F) x 1/8 in (3.2 mm) NPTF (M), steel body/FKM ball, 100 psi (6.9 bar) max
563049	35 psi (2.4 bar) nominal cracking pressure, 1/8 in (3.2 mm) NPTF (M) x 1/8 in (3.2 mm) NPSF (F), steel body/FKM ball, 100 psi (6.9 bar) max
Double Ball Check Valves	
562642	90 psi (6.2 bar) nominal cracking pressure, 1/8 in NPT(F) x 1/8 in NPT(M), carbon steel body, SS ball, 8,000 psi (551.6 bar) max
562647	90 psi (6.2 bar) nominal cracking pressure, 1/8 in NPT(F) x 1/8 in NPT(M), SS body/ball, 8,000 psi (551.6 bar) max
563203	45 psi (3.1 bar) nominal cracking pressure, twin tandem, 1/4 in (6.4 mm) NPTF (M) x 1/8 in (3.2 mm) NPTF (M), SS body/ball, 10,000 psi (690 bar) max
563205	45 psi (3.1 bar) nominal cracking pressure, twin tandem, 1/4 in (6.4 mm) NPTF (M) x 1/4 in (6.4 mm) NPTF (M), SS body/ball, 10,000 psi (690 bar) max
563058	100 psi (2.4 bar) nominal cracking pressure, 1/4 in (6.4 mm) IP (F) x 1/4 in (6.4 mm) IP (M), brass body/ball, 3,000 psi (206.9 bar) max
563059	100 psi (2.4 bar) nominal cracking pressure, 1/4 in (6.4 mm) in O.D. pipe inlet (F), 1/4 in (6.4 mm) NPT (M) outlet, brass body/ball, 3,000 psi (206.9 bar) max
563061	48 psi (3.3 bar) nominal cracking pressure, 1/4 in (6.4 mm) NPSF (F) x 1/4 in (6.4 mm) NPSF (F), SS body/FKM ball, 7,500 psi (517.1 bar) max
563060	48 psi (3.3 bar) nominal cracking pressure, 1/4 in (6.4 mm) NPSF (F) x 1/4 in (6.4 mm) NPSF (F), SS body/NBR ball, 7,500 psi (517.1 bar) max

# General Accessories

## Installation Accessories – Hose, Tubing, Fittings, and Mounting Hardware

### Ordering Information

8.6 mm OD Hoses and Accessories				
<b>Hose</b> – 8.6 mm OD, 5/32 in (4 mm) ID, 3,000 PSI, braided with polyurethane cover				
17S552	82 ft (25 m)			
17S553	164 ft (50 m)			
17S554	328 ft (100 m)			
17S555	656 ft (200 m)			
<b>Hose Ends</b> – threaded, hose sleeve already included				
17Y690	Field-installable swivel hose end fitting, 8.6 mm OD hose, #4 JIC, SAE 7/16-20 female			
17Y691	Field-installable swivel hose end fitting, 8.6 mm OD hose, 1/8 NPT Male			
<b>Hose Ends</b> – 6 mm OD studs				
17L648	Hose sleeve, 8.6 mm OD hose – combine with any of the hose studs below			
G-Lock P-T-C	Compression			
17L649	17R565	Straight 6 mm hose stud		
17L650	17R566	90 deg. elbow 6 mm hose stud		
<b>NPT and BSP Fittings</b> – 6 mm ID on one end to receive 6 mm hose stud, male pipe thread on other end				
G-Lock P-T-C		Compression		
Straight	Elbow (90)	Straight	Elbow (90)	Pipe Thread
17Y689	N/A	17T780	17T781	1/8 in NPT
17L545	17L449	17L548	17L546	1/8 in BSP
17R569	N/A	17R571	17R572	1/4 in BSP
1/8 in ID Hoses and Accessories				
128570	Hose, 1/8 in ID, 3,000 PSI, 200 feet, braided with polyurethane cover			
128571	Hose, 1/8 in ID, 3,000 PSI, 400 feet, braided with polyurethane cover			
128862	Hose, 1/8 in ID, 3,000 PSI, 2,000 feet, braided with polyurethane cover			
128579	Hose guard, 3/8 in ID, 160 feet			
128580	Hose guard, 3/8 in ID, 320 feet			
128561	Field-installable swivel hose end fitting, 1/8 in ID hose, #4 JIC, SAE 7/16-20 female			
128562	Field-installable swivel hose end fitting, 1/8 in ID hose, 1/8 NPT male			
128006	Clamp, 3/8 in OD hose			
17L941	Hose repair kit, 1/8 in OD			
1/4 in ID Hoses and Accessories				
128572	Hose, 1/4 in ID, 2,750 PSI, 100 feet, braided with polyurethane cover			
128573	Hose, 1/4 in ID, 2,750 PSI, 125 feet, braided with polyurethane cover			
130281	Hose, 1/4 in ID, 2,750 PSI, 250 feet, braided with polyurethane cover			
131164	Hose, 1/4 in ID, 2,750 PSI, 500 feet, braided with polyurethane cover			
128581	Hose guard, 1/2 in ID 80 feet			
128582	Hose guard, 1/2 in ID 100 feet			
128563	Field-installable swivel hose end fitting, 1/4 in ID hose, #4 JIC, SAE 7/16-20 female			
128564	Field-installable swivel hose end fitting, 1/4 in ID hose, 1/4 NPT male			
128565	Field-installable swivel hose end fitting, 1/4 in ID hose, 1/8 NPT male			
557944	Clamp, 7/16 in OD hose			
17L942	Hose repair kit, 1/4 in OD			
3/8 in ID Hoses and Accessories				
17P336	Hose, 3/8 in ID, 4750 PSI, 100 feet, steel braided with synthetic rubber cover			
17P337	Field-installable swivel hose end fitting, 3/8 in ID hose, #6 JIC, SAE 9/16-18 female			
117832	Fitting, #6 JIC SAE 9/16-18 male x 3/8 in NPT male			
1/8 in OD Tubing and Accessories				
127554	Tubing, 1/8 in OD, 625 PSI, 100 feet			
127551	1/8 in tube x 1/8 in NPT straight compression fitting			
1/4 in OD Tubing and Accessories				
127555	Tubing, 1/4 in OD, 625 PSI, 100 feet			
127552	1/4 in tube x 1/4 in NPT straight compression fitting			
555726	1/4 in tube x 1/4 in NPT elbow compression fitting			
127553	1/4 in tube x 1/8 in NPT straight compression fitting			
556634	1/4 in tube x 1/8 in NPT elbow compression fitting			



# General Accessories


## Installation Accessories – Hose, Tubing, Fittings, and Mounting Hardware

### Ordering Information

3/16 in OD Tubing and Bulk Fittings	
16A169	Tubing, 3/16 in OD, Single Tube, 1,350 PSI, 100 Feet
16A171	Tubing, 3/16 in OD, Double Tube, 1,350 PSI, 100 Feet
16A172	Tubing, 3/16 in OD, Triple Tube, 1,350 PSI, 100 Feet
127722	Male Elbow, 3/16 in Tube x 1/8 in NPT, Brass, Quantity 250
127723	Male Connector, 3/16 in Tube x 1/8 in NPT, Brass, Quantity 250
127724	Union, 3/16 in Tube, Brass, Quantity 50
127725	Union, 5/16 in Tube, Brass, Quantity 50
Elbows	
556763	#4 JIC SAE 7/16-20 male x 1/8 in NPT male
556764	#4 JIC SAE 7/16-20 male x 1/4 in NPT male
15K740	1/4-28 NPT male x 1/8 in NPT female
15K783	1/8 NPT male x 1/8 NPT female, PTF SAE Short
560530	1/8 NPT male x 1/4 NPT female
15M045	1/4 NPT male x 1/4 NPT female
560533	1/4 NPT male x 1/8 NPT female
560534	3/8 NPT male x 3/8 NPT female
158683	1/2 NPT male x 1/2 NPT female
45° Elbows	
557395	1/8 NPT male x 1/8 NPT female
560532	1/4 NPT male x 1/4 NPT female
Reducing Bushings	
556402	1/4 NPT male x 1/8 NPT female
556403	3/8 NPT male x 1/8 NPT female
556404	3/8 NPT male x 1/4 NPT female
100206	1/2 NPT male x 1/4 NPT female
Expanding Bushings	
556416	1/8 NPT male x 1/4 NPT female
156580	1/8 NPT male x 3/8 NPT female
150287	1/4 NPT male x 3/8 NPT female
159842	1/4 NPT male x 1/2 NPT female
156022	3/8 NPT male x 1/2 NPT female
Pipe Extensions M x F	
557392	1/8 NPT male x 1/8 NPT female, 3/4 long
557393	1/8 NPT male x 1/8 NPT female, 1-1/4 long
563178	1/8 NPT male x 1/8 NPT female, 2-1/4 long
Adapter	
555749	#4 JIC SAE 7/16-20 male x 1/8 in NPT male
556762	#4 JIC, SAE 7/16-20 male x 1/4 in NPT male
555453	1/4 NPT male x 1/4 NPT male
556408	1/4 NPT male x 1/8 NPT male
156296	3/8 NPT male x 1/8 NPT male
165198	3/8 NPT male x 1/4 NPT male
156849	3/8 NPT male x 3/8 NPT male
17G422	1/8 NPT female x 1/8 BSPT male short
17K061	1/8 NPT female x 1/8 BSPT male elbow
17K062	1/8 NPT female x 1/8 BSPT male long



15K783



557395



556402



556416



557392



555453

# General Accessories

## Installation Accessories – Hose, Tubing, Fittings, and Mounting Hardware

### Ordering Information

Anchor Mounts	
560540	180° Straight Anchor Fitting, 1/8 in NPSF
560541	180° Straight Anchor Fitting, 1/4 in NPSF
558910	180° Straight Anchor Fitting, 1/2 in NPSF
560542	Cross Anchor Fitting, 1/4 in NPSF
560543	Cross Anchor Fitting, 1/8 in NPSF
561430	180° Straight Anchor Fitting, 2 lines, 1/4 in NPSF
560535	90° Drop Elbow Brass, 1/8 in NPSF
560537	Wing Tee, 1/4 in NPTF
Grease Zerks	
557969	Grease Zerk Cover
555888	1/8 in NPT, 5,000 PSI, Straight, Leakproof
556429	1/8 in NPTF, 5,000 PSI, 90 Degree, Leakproof, Buna-N
100054	1/8 in, 10,000 PSI
100848	1/4 in, 10,000 PSI
Fill Studs	
24M644	QD Style w/Cap
110712	1/4 in Button Head
100854	3/8 in Button Head
Mounting Weld Studs	
127512	1/4-20 x 0.710 in long
127513	1/4-20 x 0.96 in long
127514	1/4-20 x 1.2 in long
17D024	1/4-20 x 2 in long
17D023	3/8-16 x 1.25 in long
Clamps	
127012	3/8 in clamp diameter x 9/32 mounting hole
557944	1/2 in clamp diameter x 9/32 mounting hole
127515	1 1/2 in clamp diameter x 9/32 mounting hole
Bulkheads	
128566	1/4 NPT
557950	1/8 NPT
Hose Vise Block	
127145	1/8 in, 1/4 in, 1/2 in ID hose
Hex Coupling	
560528	1/8 NPT female x 1/8 NPT female
113093	1/4 NPT female x 1/4 NPT female
162024	3/8 NPT female x 3/8 NPT female
Male Run Tee	
556419	1/8 NPT male x 1/8 NPT female (2)
556420	1/4 NPT male x 1/4 NPT female (2)
128568	3/8 NPT male x 3/8 NPT female (2)
Male Branch Tee	
558795	1/8 NPT male x 1/8 NPT female (2)
556407	1/4 NPT male x 1/4 NPT female (2)
128567	3/8 NPT male x 3/8 NPT female (2)
Plugs	
557349	1/8 in NPT socket head
111697	1/4 in NPT square head
100040	3/8 in NPT square head
Cable Tie	
17K063	Cable tie 14 in x .30 in, qty 100




100848



24M644



557950



560528



556419



100040

# General Accessories

## Fittings

### Ordering Information

Pipe Fittings	
560532	45° Street Elbow - 1/4 in (6.4 mm) Female x 1/4 in (6.4 mm) male, steel
560530	90° Street Elbow - 1/4 in (6.4 mm) Female x 1/8 in (3.2 mm) male, steel
15M045	90° Street Elbow - 1/4 in (6.4 mm) Female x 1/4 in (6.4 mm) male, steel
560533	90° Street Elbow - 1/8 in (3.2 mm) Female x 1/4 in (6.4 mm) male, steel
560534	Fitting - Street Elbow, 3/8 in (9.5 mm) Male x 3/8 in (9.5 mm) female
560528	Hex Coupling - 1/8 in (3.2 mm) female, steel
556402	Reducing Brushing - 1/4 in (6.4 mm) male x 1/8 in (6.4 mm) female, steel
563178	Extension Nipple - 1/8 in (6.4 mm) female x 1/8 in (6.4 mm) male, 2-1/4 in (5.7 cm) length, steel
556632	Male Connector - 1/4 in (6.4 mm) T x 1/8 in (3.2 mm) male, brass
556633	Male Connector - 1/4 in (6.4 mm) T x 1/4 in (6.4 mm) male, brass
556634	Male Elbow - 1/4 in (6.4 mm) T x 1/8 in (3.2 mm) male, brass
555726	Male Elbow - 1/4 in (6.4 mm) T x 1/4 in (6.4 mm) male, brass
555727	Tube Sleeve - 3/16 in (4.8 mm) T, brass
556635	Tube Sleeve - 1/4 in (6.4 mm) T, brass
Straight and Angle Swivels	
563212	90° Angle Swivel - 1/8 in (3.2 mm)
563214	90° Angle Swivel - 1/4 in (6.4 mm)
564350	90° Angle Swivel - 1/2 in (12.7 mm)
563213	180° Straight Swivel - 1/8 in (3.2 mm)
563215	180° Straight Swivel - 1/4 in (6.4 mm)
563154	180° Straight Swivel - 1/2 in (12.7 mm)
564352	180° Straight Swivel - 1 in (2.5 cm)
563146	90° Compact Swivel - 1/4 in (6.4 mm)
563147	180° Compact Swivel - 1/4 in (6.4 mm)
563150	180° Compact Swivel - 1/8 in (3.2 mm)
563148	90° Swivel Adapter - 1/8 in (3.2 mm) NPT x 1/8 in (3.2 mm) NPT female
Tube Fittings	
556448	Zerk Adapter Quick Fitting
556636	Male Tee - 5/16 in (7.9 mm) tube, 1/8 in (3.2 mm) NPTF
556637	Union Tee - 5/16 in (7.9 mm) tube
556638	Male Elbow - 3/16 in (4.8 mm) tube 1/8 in (3.2 mm) NPTF
556639	Male Elbow - 5/16 in (7.9 mm) tube, 1/8 in (3.2 mm) NPTF
556640	Male Elbow - 5/16 in (7.9 mm) tube, 1/4 in (6.4 mm) NPT
556642	Female Connector - 3/16 in (4.8 mm) tube, 1/8 in (3.2 mm) NPT
556643	Female Connector - 5/16 in (7.9 mm) tube, 1/8 in (3.2 mm) NPT
556644	Male Connector - 3/16 in (4.8 mm) tube, 1/8 in (3.2 mm) NPTF
556645	Male Connector - 5/16 in (7.9 mm) tube, 1/8 in (3.2 mm) NPTF
556646	Male Connector - 5/16 in (7.9 mm) tube, 1/4 in (6.4 mm) NPT
556647	Union - 3/16 in (4.8 mm) tube
556648	Union - 5/16 in (7.9 mm) tube
556649	Nut - 3/16 in (4.8 mm) tube
556650	Nut - 5/16 in (7.9 mm) tube
556652	Sleeve - 3/16 in (4.8 mm) tube
556653	Sleeve - 5/16 in (7.9 mm) tube
556656	5/16 in (7.9 mm) Tube Brass Insert - minimum order of 20 (price each)
556660	3/16 in (4.8 mm) Tube Nut and Sleeve
562995	Male Connector - 3/16 in (4.8 mm) Tube, 1/4-28 in (6.4 mm-71.1 cm) SAE male

556661	Straight Connector - push-to-connect 3/16 in (4.8 mm) tube, 1/8 in (3.2 mm) PM
556662	Elbow - 90 ft (27.4 m), push-to-connect 3/16 in (4.8 mm) tube, 1/8 in (3.2 mm) PM
556666	5/16 in (7.9 mm) Tube Nut and Sleeve
556670	90° Elbow - 3/16 in (4.8 mm) Tube, 1/8 in (3.2 mm) NPT female
15K783	90° Elbow - 1/8 in (3.2 mm) NPTF male/female, PTF SAE short
557395	45° Street Elbow - 1/8 in (3.2 mm) NPTF male/female
560534	Street Elbow Fitting - 3/8 in (9.5 mm) male, 3/8 in (9.5 mm) female
563759	Air-Operated Tractor Hardware Package - 30 point
557954	Adapter - 45° elbow, 1/4-28 in (6.4 mm-71.1 cm) SAE male x 1/8 in (3.2 mm) NPTF female
557968	Zerk Fitting - 1/8 in (3.2 mm) NPT @ 65° angle
563776	Zerk Adapter - 90°
563777	Zerk Adapter - straight
G-Lock Push-to-Connect (PTC) Fittings	
For use with 1/8 in ID hose only	
17L441	1/4 in stud PTC, M10, CSP outlet
25M496	90 degree 1/4 in field-installable stud
25M497	Straight 1/4 in field-installable stud
17L442	1/4 in stud PTC with male 1/8 in NPT, inlet or LP
17L547	1/4 in stud PTC with male 1/4 in NPT, pump outlet
Nylon Tube Push-To-Connect (PTC) Fittings	
For use with 1/4 in OD nylon tube	
17L440	1/4 in OD nylon tube PTC, M10, CSP outlet
17L652	90 degree 1/4 in OD nylon tube PTC, male 1/8 in NPT, inlet or LP
17L653	Straight 1/4 in OD nylon tube PTC, male 1/8 in NPT, inlet or LP
CSP Outlet Fittings	
25M498	1/8 in NPT female with check, M10
25M499	1/4 in compression with check, M10
Miscellaneous Adapters and Fittings	
556403	Reducing Bushing - 3/8 in (9.5 mm) NPT x 1/8 in (3.2 mm) NPT female
556407	Fitting Tee - 1/8 in (6.4 mm) male x (2) 1/8 in (6.4 mm) female
556420	Fitting Tee - 1/4 in (6.4 mm) male x (2) 1/4 in (6.4 mm) female
15M037	Press-to-Fit - 1/8 in (3.2 mm) NPSF
563148	90° Swivel Adapter - 1/8 in (3.2 mm) NPT x 1/8 in (3.2 mm) NPT female
557392	Extension - 1/8 in (3.2 mm) NPT x 1/8 in (3.2 mm) NPTF, 3/4 in (19 mm) long
557393	Extension - 1/8 in (3.2 mm) NPT x 1/8 in (3.2 mm) NPTF, 1-1/4 in (3.18 cm) long
557950	Bulkhead FTG - 1/8 in (3.2 mm) NPT
15K740	Elbow Adapter - 1/4-28 in (6.4 mm-71.1 cm) SAE male x 1/8 in (3.2 mm) NPTF female
15K784	Elbow Adapter - 1/4-28 in (6.4 mm-71.1 cm) SAE male x 1/8 in (3.2 mm) NPTF female, short
557955	Straight Adapter - 1/4-28 in (6.4 mm-71.1 cm) SAE male x 1/8 in (3.2 mm) NPTF female
Hose Fittings	
555749	Connector - 1/8 in (3.2 mm) NPT, #4 JIC
556762	Connector - 1/4 in (6.4 mm) NPT, #4 JIC
556763	90° Elbow - 1/8 in (3.2 mm) NPT, #4 JIC
556764	90° Elbow - 1/4 in (6.4 mm) NPT, #4 JIC



# Graco Controllers-at-a-Glance

## Selecting the Right Controller is Easy!

Feature	Controller											
	GLC 4400 AC (24B596)	GLC 4400 DC (24B591)	GLC-X	GLC 2200 (24N468)	Grease Jockey Timer (24W482)	Solid State Timer (562872)	G3 Max	G3 SP	G3 Pro	G1 Plus	Electric Grease Jockey	G-Mini Controller
Voltage	100-240 VAC	9-30 VDC	9-30 VDC	9-30 VDC	9-32 VDC	115/230 VAC	AC: 88-264 VAC 24V: 18-32 VDC 12V: 9-16 VDC				24V: 18-32 VDC 12V: 9-16 VDC	24V: 18-32 VDC 12V: 9-16 VDC
AC Frequency	50/60 Hz	N/A	N/A	N/A		50/60 Hz	AC: 47-63 (50/60) Hz – DC: N/A				N/A	N/A
Max amps (pump output)	10 A	5 A	10 A	7 A		3 A	N/A	N/A	N/A	N/A	N/A	N/A
Min On Time	1 sec		10 secs	1 sec		~ 12 secs	1 sec*	4 mins/cyc	1 sec*	1 min	1 sec*	1 min
Max On Time	100 hrs (99:59:59)		100 hrs (99:59:59) (Timeout) Must be < Interval	60 mins (59:59)		13 mins	30 mins	4 mins/cyc	30 mins	30 mins	30 mins	30 mins
Minimum Cycle Count	1 (optional)		1	1 (optional)	N/A	N/A	1 (optional)	1	N/A	N/A	N/A	1
Maximum Cycle Count	9,999		100	99	N/A	N/A	9,999	99	N/A	N/A	N/A	99
Pressure Switch Function	Configurable for both injectors and divider valves		Configurable for both injectors and divider valves	For injectors only	N/A	N/A	For injectors only	N/A	N/A	N/A	N/A	N/A
Min Off Time	1 sec		1 min (Interval) Must be > Timeout	1 min		30 secs	1 min	15 mins	N/A	1 hr	1 min	15 min
Max Off Time	9,999 hrs		100 hrs (99:59) (Interval)	100 hrs (99:59)		32 hrs	9,999 hrs	9,999 hrs	9,999 hrs	24 hrs	100 hrs (99:59)	99 hrs
Stroke/Machine Count	Yes		Yes	-	-	-	Yes	-	-	-	-	-
Minimum Stroke/Machine Count	1 (optional)		1	-	-	-	1 (optional)	-	-	-	-	-
Maximum Stroke/Machine Count	9,999		10,000	-	-	-	9,999	-	-	-	-	-
Pulse mode for pump	Yes		Auto Lube App**	Yes	-	-	N/A	N/A	N/A	N/A	N/A	N/A
PreLube	Yes		Yes	-	-	-	Yes	-	Yes	-	-	Yes
PreLube Delay	Yes		Yes	-	-	-	Yes	-	Yes	-	-	Yes
Low Level Input	Yes		Yes	Yes	-	-	N/A	N/A	N/A	N/A	N/A	N/A
Low Level Output	Yes		Auto Lube App**	Yes	-	-	Yes	Yes	Yes	Yes	Yes	Yes
Alarm Output	Yes		Auto Lube App**	Yes	-	-	Yes	Yes	LL only	LL only	Yes	Yes
OK Signal	Yes		Auto Lube App**	-	-	-	-	-	-	-	-	-
Manual Run (onboard)	Yes		Yes	Yes	Yes	Yes	Yes	Yes	Yes	Yes	Yes	Yes
Remote Manual Run	Yes		Auto Lube App**	-	-	-	Yes	Yes	Yes	Yes	Yes	Yes
Enclosure Rating (None are explosion proof)	IP69K		IP69K	IP54	IP54	N/A	IP69K	IP69K	IP69K	IP69K	Yes	IP69K

\*Note: The 22 rpm motor needs 3 seconds to stroke the G3 or EGJ piston pump once; Graco recommends a minimum of 6 seconds On Time for G3 and EGJ pumps.

\*\*These features are available via a Bluetooth connection to the Graco Auto Lube app on your smartphone or tablet.

# Controllers

## GLC™ 2200 Controller

### Features and Benefits

- Easy to mount without having to open up the control box
- LEDs let you know what your system is doing at a glance
- Easy to read digital display makes it simple to program and monitor your equipment
- In-cab visual and audible alarms let the operator know your equipment needs attention. Or set up a remote alarm to alert service or maintenance staff
- Simple icon based push buttons make programming easy
- Color coded wiring harness with flying leads and easy to follow wiring diagrams makes installations efficient

### Available Inputs

- Pressure/cycle switch
- Low level switch

### Available Outputs

- Pump power control
- External alarms—both low level and pressure/cycle faults

### Typical Applications

- Heavy construction, mining, other mobile on-road and off-road equipment

### Technical Specifications

Height.....	5.53 in (140 mm)
Width.....	2.75 in (70 mm)
Depth.....	1.38 in (35 mm)
Protection Grade.....	IP54
Operating Temperature.....	-40°F to 176°F (-40°C to 80°C)
Standards.....	CE Marked
Power Source DC.....	9 - 30 VDC
Manual.....	3A2960A

### Ordering Information

GLC 2200	
24N468	GLC 2200 controller
24P314	GLC 2200 wiring harness – 5 feet (150 cm) with flying leads
24W981	GLC 2200 wiring harness – 10 feet (300 cm) with flying leads
24P686	GLC 2200 connector (1) and pins (12)
24P687	GLC 2200 connectors (5) and pins (60)
16T671	Crimper
24X606	Mounting bracket kit
17G007	Yellow iron mounting bracket with slide adjustment





# Controllers

## GLC™ 4400 Controller

### Features and Benefits

- Customize your lubrication time, pressure, cycle counts and machine counts for maximum precision and productivity
- Simple icon- and menu-based user interface is easy to setup and operate, saving valuable technician time
- Special operation modes save setup and inspection time
- Rugged and weatherproof, meeting stringent IP69K protection requirements
- Works with single line resistive, single line parallel, series progressive and dual line systems

### Available Inputs

- Pressure/cycle switch
- Machine count switch
- Reservoir level switch
- Remote manual run switch

### Available Outputs

- Pump control signal
- Low level alarm signal
- Pressure/cycle alarm
- System okay signal

### Typical Applications

- Heavy construction, mining, other mobile off-road equipment
- In plant machinery, food and beverage, wind energy

### Technical Specifications

Height .....	4.7 in (120 mm)
Width .....	4.8 in (122 mm)
Depth .....	3.6 in (91 mm)
Protection Grade .....	IP 69K
Operating Temperature .....	-40°F to 145°F (-40°C to 63°C)
Net Weight .....	2 lbs (0.9 kg)
Standards .....	CE Marked
Manual .....	313855

### Ordering Information

GLC 4400	
24B591	9-30 VDC
24B596	100-240 VAC



24B591

# Controllers

## GLC™ X Controller

### Drive More Productivity

The powerful, easy-to-use Graco GLC X automatic lubrication controller captures more information so operators, technicians and managers can make faster, smarter decisions. Paired with the intuitive Auto Lube app, users can monitor system performance and make adjustments with incredible speed, precision and freedom from their personal mobile device.



#### Indoor/Outdoor Mountable (IP69K)

Designed to withstand all the elements, including high-pressure washes and inclement weather encountered at the harshest and dirtiest sites.

#### Easy-to-Read Screen

High-contrast screen features text codes, faults and other data clearly in any ambient light without distracting operators.

#### Real-Time System Reporting

Program and display a wide range of customizable functions – including lubrication intervals, pressure limits, lubricant levels and more.

#### Smart Device and Mobile App

With the Auto Lube™ app, monitor lubrication levels, configure settings, track history and share important diagnostics.



#### Universal Compatibility

One controller for all your lubrication systems simplifies training and inventory.

#### Quick Technical Information Access

Easily scan this QR code for access to manuals, guides, video tutorials and more.



**Scan Me!**

#### Active Current Protection

9-30 VDC, 10 amp continuous power supply protects grease pumps from overcurrent and entire system from misfires, electrical shorts and surges.

### Typical Applications

- Heavy construction, mining, other mobile on-road and off-road equipment

### Technical Specifications

Inputs/Outputs .....	4/2
Power Source .....	9-30 VDC
Modes .....	Pressure / Cycle / Timer
Dimensions .....	3.62 in (92 mm) wide x 6.66 in (169 mm) high x 1.98 in (50 mm) deep
Operating Temperature .....	-22°F to 158°F (-30°C to 70°C)
Protection Grade .....	IP69K
Manual .....	3A7031

### Ordering Information

GLC X Controller	
26A855	GLC X controller with 20 ft (6 m) cable
26A814	GLC X controller
GLC X Accessories	
26A853	GLC X pump simulator
26A882	GLC X 20 ft (6 m) cable
26A883	GLC X to Compact Dyna-Star® 3 ft (1 m) cable
26A888	14-pin mating connector kit

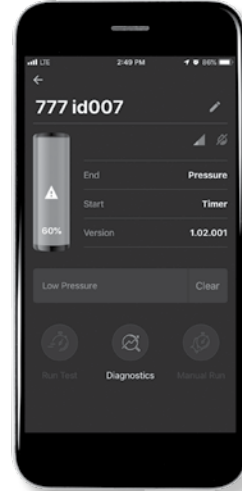
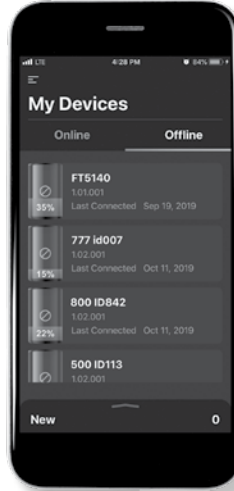
# Controllers

## GLC™ X Controller and Auto Lube™ App



### Productivity Leads to Profitability

Help your crews work faster and minimize downtime by simplifying their everyday lubrication tasks. Designed for today's modern personal mobile device user, the **Graco Auto Lube App** is intuitive and easy to learn for users in the field. They can view historical performance charts, access support and share information with a tap or swipe.



### Control Lubrication Profile Configurations

- Customize profiles for equipment and end users
- Quickly and easily assign a Lube Profile Configuration with a GLCX Controller


### Manage Devices

- Connect via Bluetooth to get instant status
- Review last-known state on any historical device

### Communicate in Real Time

- See, control, check and clear alarms
- Complete a manual run
- Review and share system history

Controllers



Download the **Graco Auto Lube** app from Google Play or the App Store (iOS) and perform all controller functions from the convenience of a smartphone or tablet.

# Controllers

## Solid-State Timer

### Features and Benefits

The Solid-State Timer from Graco operates on standard 115/230 VAC 50/60 Hz input power, and provides a total on and off cycle with “on” periods to meet your specific lubrication system’s requirements. Total cycle times can be set from 1/2 minute to 32 hours. “On” time during the total cycle time can be set from 12 seconds to 13 minutes. The “on” time occurs at the beginning of each period.

- Solid-state technology combined with multiple-level protection ensures dependable performance
- Exceptional flexibility of settings allows this timer to be used with many types of simple or sophisticated lubrication systems
- Manual run button can be used to check system integrity as well as to simplify system filling and air purging
- Face-mounted LED displays timer status at a glance
- Tamper-resistant design puts cycle setting controls inside the covered case
- Easy mounting and installation
- Built-in memory keeps the timer “alive” for 1-1/2 hours during power failures and machine shutdown



562872

### Technical Specifications

Electrical .....	115/230 VAC; 50/60 hz; 3 ampere (max.)
Temperature Range:	
Operating .....	0° to 131°F (-18°C to 55°C)
Storage .....	-67° to 185°F (-55°C to 85°C)
Enclosure .....	High Impact Plastic
Component Technology .....	Solid-State CMOS
Cycle Interval, Adjustable:	
Range 1 .....	0.5 to 30 minutes
Range 2 .....	0.5 to 32 hours
“On” Time .....	0.2 to 13 minutes
Vibration .....	5g’s 50 Hz
Standard: LED Indicator, Manual Run Button	

### Ordering Information

Solid State Timer	
562872	115/230 VAC
558031	Solid state (SS) timer board only without enclosure



# On-Road Mobile Lubrication Systems

## Electric Grease Jockey®



### Ruggedized Construction

U.V., chemical, and high-impact resistant – rigorously tested and field-proven.

### NLGI #2 Compatible

NLGI #000 to #2 and 2000 psi (138 bar).

### Low Level Signal

Alerts when out of grease.

### Electrical Drive

12 VDC (7 Amp) or 24 VDC (4 Amp) power. Protected against motor burn-out.

### Data Management System\*

Track critical lubrication data. Fast programming.

### Integrated Controls

Includes adjustable ON/OFF times, PIN code lockout and on-panel alerts.

### In-Cab Feedback\*

Tri-color LED system feedback indicator with Manual Run button.



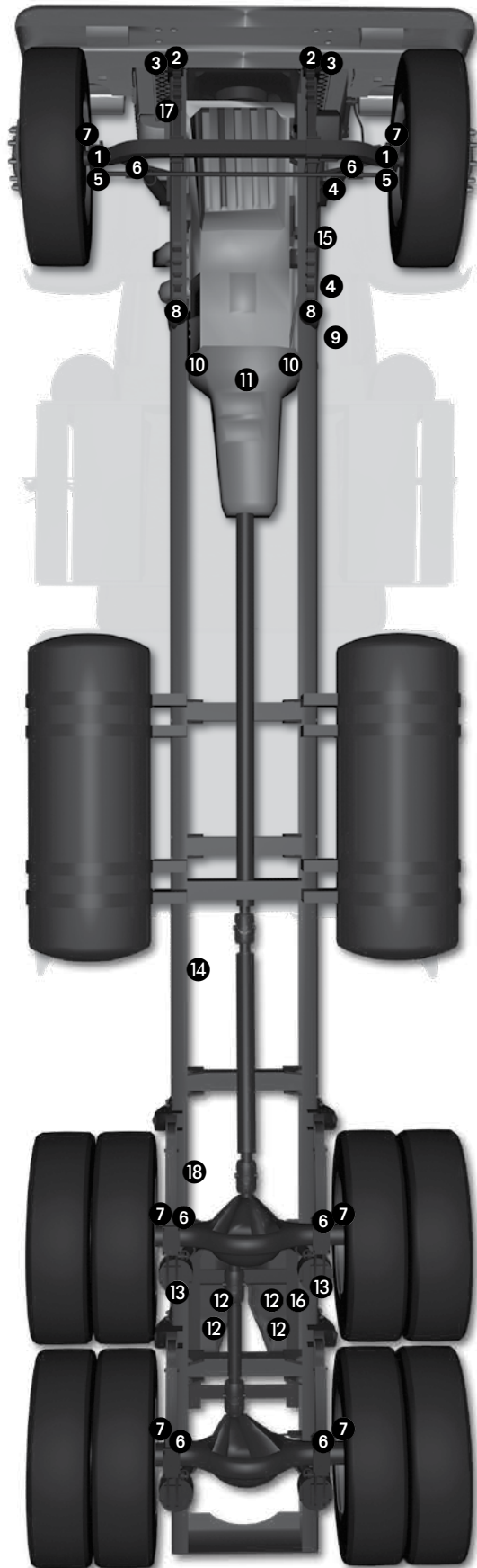
\*DMS version optional equipment

## Technical Specifications

Lubricant.....	NLGI #0 to #2 grease
Maximum Pressure.....	2,000 psi (352 bar)
Power.....	12 or 24 VDC
Operating Temperature.....	-40° F to 158° F (-40° C to 70° C)
Reservoir Capacity.....	.2 liters
Maximum Run Time.....	30 min
Output per Element/Min.....	0.5 in <sup>3</sup> (24.6 cm <sup>3</sup> )
Certifications/Standards.....	IP69K, CE, ROHS, EMC, Pressurized Equipment Directive, National Fluid Power Association
Instruction Manual.....	3A5082

# On-Road Mobile Lubrication Systems

Electric Grease Jockey®



## Truck and tractor lubrication systems lubricate these parts:

- |                   |                            |
|-------------------|----------------------------|
| ① Upper King Pins | ⑧ Spring Hangers           |
| ② Lower King Pins | ⑨ Clutch Pedal             |
| ③ Hood Pins       | ⑩ Clutch Cross Shafts      |
| ④ Spring Pins     | ⑪ Clutch Throw Out Bearing |
| ⑤ Drag Links      | ⑫ 5th Wheel Plate          |
| ⑥ Tie Rod Ends    | ⑬ 5th Wheel Pivots         |
| ⑦ Slack Adjusters |                            |
| ⑧ S-Cams          |                            |
- 
- |                     |                      |
|---------------------|----------------------|
| ⑭ Pump              | ⑰ Right Front Module |
| ⑮ Left Front Module | ⑱ Rear Module        |
| ⑯ 5th Wheel Module  |                      |

Whatever you drive,  
there's a Graco system  
to fit your needs



On-Road Mobile Lubrication Systems

# On-Road Mobile Lubrication Systems

## Electric Grease Jockey®

### Ordering Information




#### Electric Grease Jockey Pump Packages

	Package Number	25C990	25C991	25C992	25C993
Package Includes	Pump	24Z764	24Z959	24Z660	24Z958
	Power	12V	24V	12V	24V
	Data Management System	–	–	Yes	Yes
	Power Cable	129644	129644	127782	127782
	Manual Run Button	–	–	25C981	25C982

#### Electric Grease Jockey System Installation Kits

	Package Number	Truck with Greaseable Spring Pins			Truck with Sealed Spring Pins (non-greaseable)		
		Drum Brakes		Disc Brakes	Drum Brakes		Disc Brakes
		6 x 4 Tandem Axle	4 x 2 Single Axle		6 x 4 Tandem Axle	4 x 2 Single Axle	
		32 Point / 4 Module Kit	28 Point / 3 Module Kit	20 Point / 3 Module Kit	26 Point / 4 Module Kit	22 Point / 3 Module Kit	14 Point / 3 Module Kit
	25C971	25C972	25C973	25C974	25C975	25C976	
Package Includes	12 VDC Grease Jockey pump	25C990			25C990		
	18 ft mainline section/installable end kit	17S970			17S970		
	12 ft mainline section/installable end kit	17S969			17S969		
	6 ft mainline section/installable end kit (qty)	17S968 (2)	17S968 (1)	17S968 (1)	17S968 (2)	17S968 (1)	17S968 (1)
	Mainline tee (qty)	129759 (3)	129759 (2)	129759 (2)	129759 (3)	129759 (2)	129759 (2)
	Mainline elbow (2)	129755			129755		
	Front left meter module	25C854	25C854	25C857	25C858	25C858	25C849
	Front right meter module	25C859	25C859	25C850	25C851	25C851	25C852
	5th wheel meter module	25C853	25C855	25C853	25C853	25C855	25C853
	Rear axle meter module	25C856		–	25C856		–
	3/16 in to 1/8 NPT elbows, 10-Pack (qty)	25C977 (3)	25C977 (3)	25C977 (2)	25C977 (3)	25C977 (2)	25C977
	3/16 in to 1/8 NPT straights, 10-Pack	25C978			25C978		
	1/4-28 SAE to 1/8 NPT(F), 5-Pack	25C979			25C979		
	Mounting bracket	17S107			17S107		
	Zip ties, 100-count	17K063			17K063		
Zip ties, looped, 10-count (qty)	25C980 (3)	25C980 (2)	25C980 (1)	25C980 (3)	25C980 (2)	25C980 (1)	

#### Electric Grease Jockey Pump Accessories

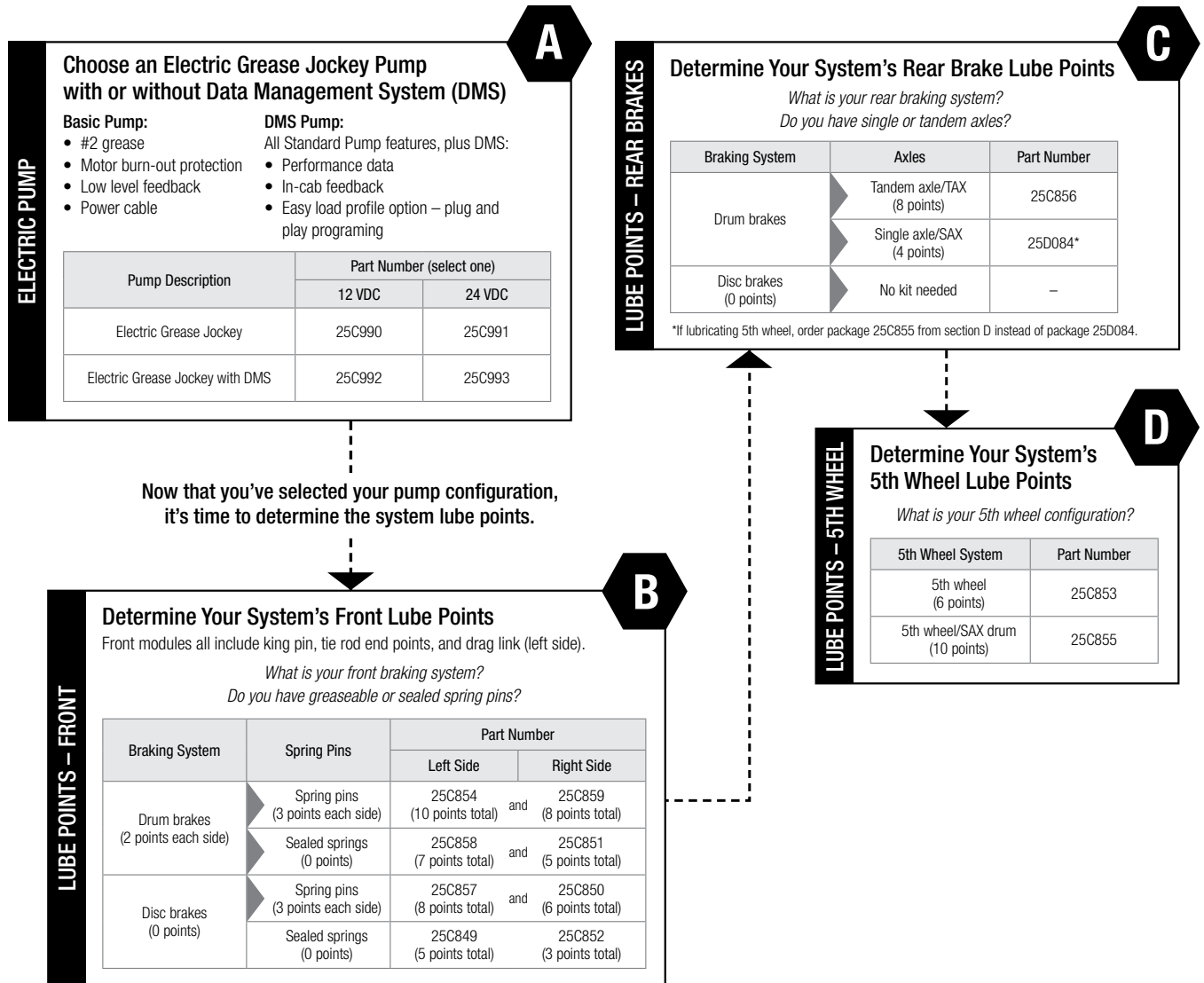
	Part Number	Description
	24Z962	Protective pump cover
	17S107	Mounting bracket
	25C983	Output doubling kit

# On-Road Mobile Lubrication Systems

## Electric Grease Jockey®

### How to Select Your Graco Electric Grease Jockey Automatic Lubrication System

Determining the Electric Grease Jockey system best suited to your needs is accomplished by following steps A-D.




The **NEW G-Mini Compact Electric Pump** is also suitable for on-road mobile lubrication applications. Refer to page 8 for details.



# On-Road Mobile Lubrication Systems

## Electric Grease Jockey® Manifolds

Grease Jockey modular design makes it easy to add or subtract lube points and commonize service parts across your fleet. Modules hold up to 6 or 12 lubrication point meters.



Updated for NLGI #2 Grease

Multiple Mounting and Plumbing Options

Same Pre-Charged, Color Coded Lines and End-Point Fittings

12-Port And 6-Port Options

### Build Your Own Module / Service Parts

Part Number	24Z682	24Z683	24Z684	24Z685	24Z686	24Z681
Grease Jockey Injector Size	#0	#1	#2	#3	#4	#8
Output Spacers	0	1	2	3	4	4
Dispense Amount in <sup>3</sup> (cc)	0.002 (0.03)	0.005 (0.08)	0.009 (0.15)	0.012 (0.20)	0.015 (0.25)	0.026 (0.43)
Typical Truck/Trailer Lube Points	S-Cam, Clutch	Slack Adjuster, Pivot Pins	Tie-Rod End, Drag Link	King Pin, Spring Pin	5th Wheel Cylinders	5th Wheel Face Plate

Part Number	Description
25C988	6 port manifold and mounting stem
25C989	12 port manifold and mounting stem

Part Number	Description
564086	Single tube, pre-charged, 10 ft
563984	Double tube bundle, pre-charged, 10 ft
563994	Triple tube bundle, pre-charged, 10 ft

### Grease Jockey System Accessories

#### Expander Kit Accessories

Part Number	Description
25D012	Single, #3 injector and 10 ft, 3/16 in tube
25D013	Two, #3 injectors and 2-tube 10 ft, 3/16 in bundle
24Z808	Hex-head manifold plug with o-ring

#### Grease Options

Part Number	Description
557941	NLGI #00 EP lithium grease, 35 lb bucket

#### Refill Pump Kits

Part Number	Description
26A318	Fireball 225 35 lb bucket
26A319	Fireball 225 120 lb keg
26A320	Fireball 225 400 lb barrel
247886	35 lb hand pump

#### Fill Extension Kit

Part Number	Description
25A170	Fill extension kit

# On-Road Mobile Lubrication Systems

## Electric Grease Jockey® Accessories

### Electric Grease Jockey Pump Accessories

Part Number	Description
24Z962	Control panel protective cover
17S107	Pump mounting S-bracket
557966	Universal "Swiss Cheese" Flat Mounting Adapter
25A170	Fill extension kit
25C983	Output doubling kit (2nd pump element and union)
25C985	Fuse kit, in-line, 12 VDC
25C986	Fuse kit, in-line, 24 VDC

### Electric Grease Jockey Pump Service Items

Part Number	Description
24Z764	12 VDC, 2L, bare pump with vent valve
24Z959	24 VDC, 2L, bare pump with vent valve
24Z660	DMS, 12 VDC, 2L, bare pump with vent valve
24Z958	DMS, 24 VDC, 2L, bare pump with vent valve
129644	Power cable, 30 ft (9.1 m), 2-wire CPC to flying leads
127782	DMS power cable, 30 ft (9.1 m), 5-wire CPC to flying leads
17S477	Power cable, 3 ft (1 m), 2-wire CPC to 2-pin automotive connector
25C981	Manual run button, 12 VDC
25C982	Manual run button, 24 VDC
25C987	Electric Grease Jockey pump element
25C965	Vent valve assembly, 12 VDC
25C966	Vent valve assembly, 24 VDC
129801	Vent valve power cable

### Mainline and Fittings

Part Number	Description
17S968	6 ft (1.8 m) Mainline cut-to-length hose and fitting kit
17S969	12 ft (3.7 m) Mainline cut-to-length hose and fitting kit
17S970	18 ft (5.5 m) Mainline cut-to-length hose and fitting kit
25D338	36 ft (11 m) Mainline, cut-to-length hose and 4*131200 fitting kit
131200	Field-installable, mainline hose end fitting
129759	Tee fitting, 6 ORB x 9/16, 37° Flare (2)
129755	90° elbow, 6 ORB x 9/16, 37° Flare
129763	Straight connector, 6 ORB x 9/16, 37° Flare
131169	Meter manifold to meter manifold union, 6 ORB x 6 ORB
129761	Mainline Tee Fitting, 9/16, 37° Flare (3)
129872	45° mbf flare elbow fitting
129871	Manifold inlet adapter - 6 ORB (M) x 1/8 in NPT(F) (for Classic Grease Jockey Mainline)

# On-Road Mobile Lubrication Systems

## Electric Grease Jockey® Accessories

### Metering Modules

Front Modules all include king pin and tie rod end points.

Part Number	Description
25C849	Left Front - 5 points (Drag Link)
25C850	Right Front - 6 points (Spring Pins)
25C851	Right Front - 5 points (Drum Brakes)
25C852	Right Front - 3 points
25C853	5th Wheel - 6 points (Plate, Pivot pins)
25C854	Left Front - 10 points (Spring Pins, Drum Brakes, Drag Link)
25C855	5th Wheel - 10 points (Single Axle Drum Brakes, Plate, Pivot pins)
25C856	Tandem axle - 8 points (Drum Brakes)
25C857	Left front - 8 points (Spring Pins, Drag Link)
25C858	Left front - 7 points (Drum Brakes, Drag Link)
25C859	Right Front - 8 points (Spring Pins, Drum Brakes)
25D084	Single axle - 4 points (Drum Brakes)
26C081	TAX/5th Wheel - 14 point (Drum Brakes, Plate, Pivot pins) Double Module
26C101	Drop Axle, 8 Point (King Pins, drum brakes)
26C100	Drop Axle, 10 Point (King Pins, Tie-rod ends, drum brakes)
26C104	Dump Body, 10 Point
25D216	6 point (#3) meter module, pre-charged lines
25D217	12 point (#3) meter module, pre-charged lines

Notes: **Meter modules do not include end-point fittings.** Customized meter modules available upon request, minimum order 50 units.

### Metering Module Service Items and Accessories

Part Number	Description
24Z682	#0, Grease Injector Meter
24Z683	#1, Grease Injector Meter
24Z684	#2, Grease Injector Meter
24Z685	#3, Grease Injector Meter
24Z686	#4, Grease Injector Meter
24Z681	#8, Grease Injector Meter
25D012	One replacement #3 meter with pre-charged, 15 ft tube
25D013	Two replacement #3 meters with pre-charged, 15 ft 2-tube bundle
26C105	Two replacement #4 meters with pre-charged 30 ft 2-tube bundle
15W165	Feed Line 3/16 in tube, pre-charged, 30 ft, black
563789	Feed Line 3/16 in tube, pre-charged, 15 ft, orange
564090	Feed Line 3/16 in 2-tube bundle, pre-charged, 30 ft, orange/black
563796	Feed Line 3/16 in 3-tube bundle, pre-charged, 30 ft, orange/blue/black
24Z808	Manifold meter port plugs with o-rings
129752	Manifold inlet plugs
25C988	Bare manifold with stem, nut, and washer, 6 port
25C989	Bare manifold with stem, nut, and washer, 12 port

# On-Road Mobile Lubrication Systems

## Electric Grease Jockey® Accessories

### End-Point Fittings (not included with injector manifolds) and Installation Accessories

Part Number	Description
25C977	10 pack of P/N 556638, 3/16 in OD tube to 1/8 NPT elbows
26A405	200 pack of P/N 556638, 3/16 in OD tube to 1/8 NPT elbows
25C978	10 pack of P/N 556644, 3/16 in OD tube to 1/8 NPT straight connectors
26A404	200 pack of P/N 556644, 3/16 in OD tube to 1/8 NPT straight connectors
25C979	5 pack of P/N 15K740, 1/4-28 SAE (m) to 1/8 NPT(F) elbow, 90°
26A406	100 pack of P/N 15K740, 1/4-28 SAE (m) to 1/8 NPT(F) elbow, 90°
556660	3/16 in tube nut sleeve with captivated ferrule
15K783	1/8 NPT(M) to 1/8 NPT(F) elbow, 90°
560534	1/8 NPT(M) to 1/8 NPT(F) elbow, 45°
557392	0.75 in extension, 1/8 NPT(M) to 1/8 NPT(F)
557393	1.25 in extension, 1/8 NPT(M) to 1/8 NPT(F)
25M544	6 ft conduit sleeve
17K063	Cable ties, 100 pack
25C980	Figure-8 cable ties, 10 pack
26C326	Mainline purge adapter, JIC-6 x 1/4 in QD male

### Lubricant

Part Number	Description
557941	NLGI #00 grease, 35 lb bucket

### Grease Jockey Fill Pump Kits

Part Number	Description
26A318	Mini Fire-Ball 35 lb fill pump kit
26A319	Mini Fire-Ball 120 lb fill pump kit
26A320	Mini Fire-Ball 400 lb fill pump kit
247886	Manual 35 lb fill pump kit
121474	Coupler, hydraulic quick disconnect, 1/4 in NPT

### Electric Grease Jockey Tractor Kits

Part Number	Description
25C971	EGJ spring pins, drum brakes, 6 x 4, 32 points
25C972	EGJ spring pins, drum brakes, 4 x 2, 28 points
25C973	EGJ spring pins, disc brakes, 20 points
25C974	EGJ sealed spring pins, drum brakes, 6 x 4, 26 points
25C975	EGJ sealed spring pins, drum brakes, 4 x 2, 22 points
25C976	EGJ sealed spring pins, disc brakes, 14 points

# On-Road Mobile Lubrication Systems

## Pneumatic Grease Jockey®

### Features and Benefits

- Keeps your chassis operating, even in harsh on-road conditions
- Lubricant goes where it's supposed to, automatically, with little or no waste
- Field-proven—some of the largest fleets have been using Grease Jockey for decades!

#### High-strength, shatter-resistant reservoir

Utilizes a high-quality, polycarbonate reservoir that is securely mounted to the pump with rigid tie rods for optimal sealing

#### High-Capacity Fill Port

Saves time and keeps you on the road

#### Field-Proven Reliability

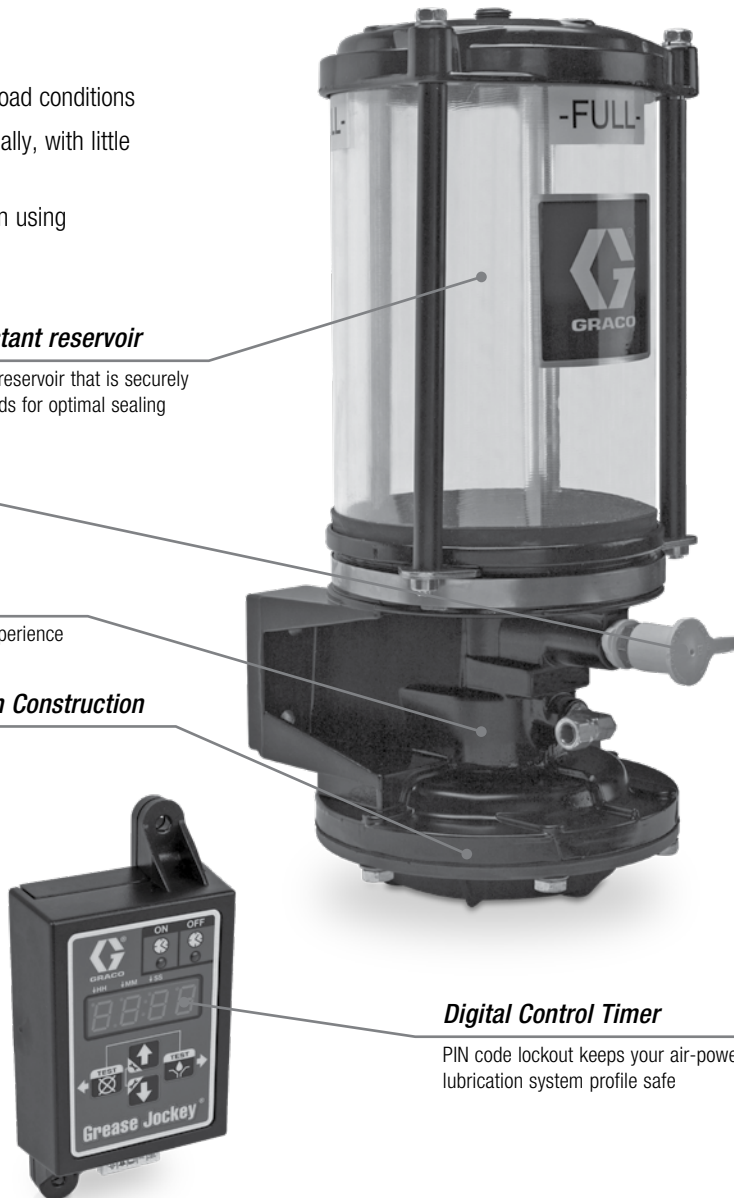
Over four decades of over-the-road experience

#### Rugged Cast Aluminum Construction

9:1 pump with 6 lb capacity

#### Digital Control Timer

PIN code lockout keeps your air-powered lubrication system profile safe



### Technical Specifications

Construction.....	Cast aluminum body and bracket
Lubricant.....	NLGI #0, #00 or #000 grease
Output per Cycle.....	1.5 in <sup>3</sup> (24.6 cm <sup>3</sup> )
Reservoir Capacity.....	6 lb (2.7 kg), 12 lb (5.4 kg)
Inlet supply (dry) (air pump).....	150 psi (1034 kPa) max; 60 psi (414 kPa) min
Air-to-lube Ratio (max.).....	9:1
Solenoid Voltage (air).....	12 or 24 VDC
Electrical.....	9 to 32 VDC (12 or 24 VDC Nominal)
Enclosure (air pump).....	High-impact sealed plastic
Component Technology.....	Solid-state
Pump "ON" Time.....	Programmable: 1 sec. to 99 min
Lube Cycle Frequency.....	Programmable: 1 min to 99 hrs
Main Supply to Modules.....	.5/16 in O.D. heavywall nylon
Module to Point.....	.3/16 in O.D. heavywall nylon
Operating Pressure (nylon lines).....	1,350 psi (9,310 kPa)
Instruction Manual.....	312054

# On-Road Mobile Lubrication Systems

## Pneumatic Grease Jockey®

### Ordering Information

#### Pneumatic Grease Jockey Pumps

	Package Number	563625	563589	563590	563593	563888	563854	563874
Package Includes	Reservoir size	Pump only	6 lb	12 lb	6 lb	6 lb	6 lb	12 lb
	Fill port	Straight	Straight	Straight	Elbow	Elbow	Straight	Straight
	Solenoid	-	-	-	-	12 VDC	12 VDC	12 VDC
	Timer/wiring harness kit	-	-	-	-	-	25A118	25A118
	Mounting plate	-	-	-	-	-	Yes	Yes
	Mainline and hardware	-	-	-	-	-	Yes	Yes
	Extra fittings kit	-	-	-	-	-	Yes	Yes

#### Pneumatic Grease Jockey System Installation Kits

Package Includes	Package Number	Truck with Greaseable Spring Pins			Truck with Sealed Spring Pins (non-greaseable)		
		Drum Brakes		Disc Brakes	Drum Brakes		Disc Brakes
		6 x 4 Tandem Axle	4 x 2 Single Axle		6 x 4 Tandem Axle	4 x 2 Single Axle	
		34 Point / 4 Module Kit	28 Point / 3 Module Kit	20 Point / 3 Module Kit	26 Point / 4 Module Kit	22 Point / 3 Module Kit	14 Point / 3 Module Kit
	563814	563814	24Z809	24Z810	24Z811	24Z812	24Z813
12 VDC Grease Jockey pump and reservoir	563589 / 563854	563589 / 563854	24Z526	24Z526	24Z526	24Z526	24Z526
Front left meter module	563644	563644	24W623	563654	563706	563706	563728
Front right meter module	563645	563645	563858	563655	24W335	24W335	24H994
5th wheel meter module	563648	563648	258348	563648	563648	258348	563648
Rear axle meter module	563646	563646		-	563646		-
Mounting bracket	128256	128256	128256	128256	128256	128256	128256
Control Timer			25A118		25A118	25A118	

#### Pneumatic Grease Jockey Pump Accessories

128256	Mounting bracket
24W482	Digital control timer for air-powered systems



128256



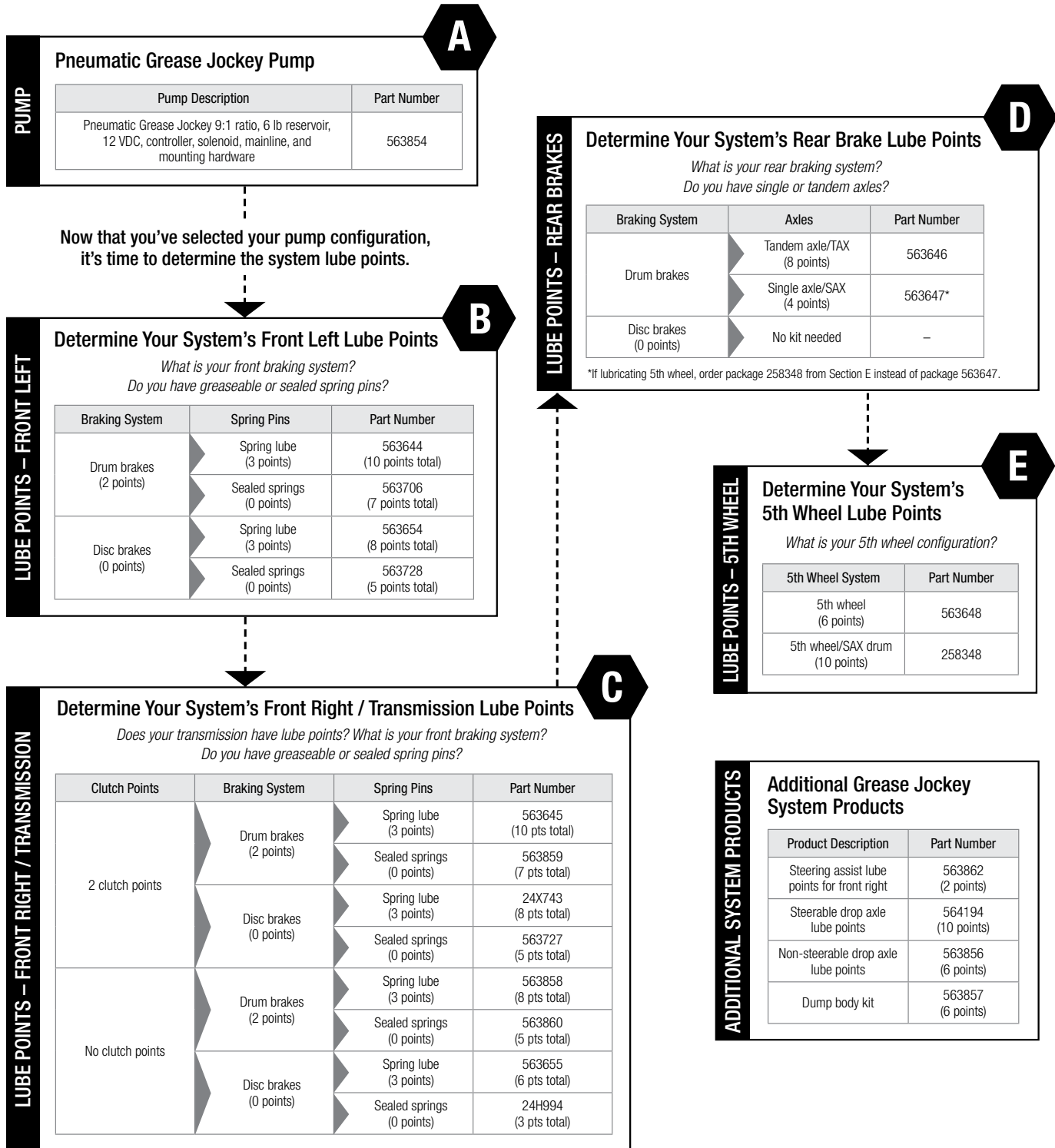
24W482

# On-Road Mobile Lubrication Systems

## Pneumatic Grease Jockey®

### How to Select Your Graco Pneumatic Grease Jockey Automatic Lubrication System

Determining the Pneumatic Grease Jockey system best suited to your needs is accomplished by using the following steps.





# On-Road Mobile Lubrication Systems

## Trailer Lubrication Systems

### Features and Benefits

- Smooth landing gear operation
- Innovative design works with your parking or service brakes—no electrical power needed
- Adjustable pump output volume puts you in control
- Slack adjuster and S-Cam lubrication help stop brakes from sticking—improves brake operation and extends component life

### Typical Applications

- Pre-designed kits for all popular trailer types
- Tractors with 1, 2, 3, 4, 5, and 6 axles

### Typical Fluids Handled

- Grease up to NLGI #2

### Technical Specifications

Construction .....	Cast aluminum body and steel mounting bracket
Lubricant .....	NLGI #2 or lower
Output per Cycle .....	0.010-0.030 cu. in (0.16-.49 cm <sup>3</sup> )
Reservoir Capacity (rigid clear plastic).....	4 lb (1.8 kg)
Inlet supply (dry) (air pump) .....	40-150 psi (3-10 bar)
Air-to-lube Ratio (max.) .....	20:1
Main Supply to Modules .....	1/4 in I.D. hose
Module to Point.....	3/16 in O.D. heavywall nylon
Operating Pressure (nylon lines).....	1,350 psi (9,310 kPa)



### Universal Trailer Kits Ordering Information

*Pneumatic (Trailer Pump Included)*

	Part #	Grease points covered in kit				Total # of Grease Points
		Slack Adjuster	S-Cam	Clevis Pin	Landing Gear	
One Axle w/ Inner and Outer S-Cams	563829	2	4	-	-	6
Two Axle w/ Enclosed S-Cams	563850	4	4	-	-	8
Two Axle w/ Inner and Outer S-Cams	563842	4	8	-	-	12
Two Axle w/ Enclosed S-Cams and Clevis Pins	563878	4	4	4	-	12
Two Axle w/ Inner and Outer S-Cams and Clevis Pins	563851	4	8	4	-	16
Two Axle w/ Inner and Outer S-Cams and Landing Gear	563840	4	8	-	5	17
Three Axle w/ Enclosed S-Cams	563880	6	6	-	-	12
Four Axle w/ Enclosed S-Cams and Clevis Pins	563881	8	8	8	-	24
Five Axle w/ Enclosed S-Cams	563866	10	10	-	-	20
Five Axle w/ Inner and Outer S-Cams and Clevis Pins	563848	10	20	10	-	40
Six Axle w/ Enclosed S-Cams	563865	12	12	-	-	24
Six Axle w/ Inner and Outer S-Cams and Clevis Pins	563852	12	24	12	-	48



# On-Road Mobile Lubrication Systems

EZ Greaser®

## Features and Benefits


- 11 different kits let you customize your EZ Greaser system
- Once installed, use your manual grease gun to lubricate multiple lube points from one fitting

## Typical Applications

- Truck, tractor, and trailer chassis lubrication

## Typical Fluids Handled

- Grease up to NLGI #2



563853

## Technical Specifications

Recommended Fluids..... Grease up to NLGI #2  
 Maximum Operating Pressure..... 3,500 psi (241 bar)

On-Road Mobile Lubrication Systems

### Truck Kit Ordering Information

Total Number of Grease Points	Part Number	Upper King Pin	Lower King Pin	Drag Link	Slack Adjuster	S-Cam	Tie Rod	Spring Pin	Spring Hanger-Upper	Spring Hanger-Lower	Steer Assist	Steer Assist	Upper King Pin	Lower King Pin	Drag Link	Slack Adjuster	S-Cam	Tie Rod	Spring Pin	Spring Hanger-Upper	Spring Hanger-Lower	Slack Adjuster	S-Cam	Slack Adjuster	S-Cam	
		Left Front											Right Front						Left and Right Rear							
		Number of Grease Points																								
Front Brakes	4	563895			1	1										1	1									
Front Left and Right	8	563853	1	1	1		1						1	1	1			1								
Front Left and Right	14	563855	1	1	1		1	1	1	1			1	1	1			1	1	1	1					
Front Left and Right	16	563864	1	1	1		1	1	1	1	1	1	1	1	1			1	1	1	1					
Tandem Axle w/Spring Trunnions - Dump Truck	10	563893						1											1				2	2	2	2
Tandem Axle w/Spring Pivots - Dump Truck	10	563896						1											1				2	2	2	2

### Trailer Kit Ordering Information

Total Number of Grease Points	Part Number	Slack Adjuster	S-Cam	Bearing	Gear Nut	Crank	
		Number of Grease Points					
		EZ Greaser Landing Gear Kit	5	563824			2
Single Axle Trailer Kit - EZ Greaser MSP Manual with Standard Fittings	6	563810	2	4			
EZ Greaser Tandem Axle with Enclosed S-Cams	8	563863	4	4			
EZ Greaser Trailer Tandem Axle Kit with Non-enclosed S-Cams	12	563877	4	8			

# Hydraulic Pumps

## Dyna-Star® 10:1 High Ratio Hydraulically-Powered Lubrication Pump

### Features and Benefits

- Achieve full pressure performance by tapping low pressure hydraulics
- Pre-packaged modules ready-to-work with both injector and divider valve systems
- Multiple pump and accessory options for use with refinery drum and custom tank installations
- Self-lubricating vertical design for long life and reliable operation in high vibration environments
- Ultra-quiet hydraulic motor—no need for add-on mufflers
- High efficiency motor design uses less hydraulic oil

### Typical Applications

- Heavy-duty construction and mining equipment
- Any application requiring durable, high-performing grease delivery

### Typical Fluids Handled

- NLGI #2 grade grease

### Technical Specifications

Part Number	247540	247443	247450	25A189
Drum Size	60 lb (27 kg)*	90/120 lb (41/55 kg)*	400 lb (180 kg)	120 lb (55 kg)
Overall Pump Length	33.9 in (861 mm)	41.5 in (1054 mm)	48.5 in (1232 mm)	41.5 in (1054 mm)
Pump Lower Length	19.15 in (501 mm)	26.75 in (679 mm)	33.75 in (857 mm)	26.75 in (679 mm)
Maximum Hydraulic Input Pressure	600 psi (41 bar)	600 psi (41 bar)	600 psi (41 bar)	900 psi (62 bar)
Maximum Hydraulic Fluid Input Volume	3 gpm (11.4 lpm)	3 gpm (11.4 lpm)	3 gpm (11.4 lpm)	3 gpm (11.4 lpm)
Maximum Flow Output Rate	1.1 lb/min (0.5 kg/min)	1.1 lb/min (0.5 kg/min)	1.1 lb/min (0.5 kg/min)	1.1 lb/min (0.5 kg/min)
Maximum CPM	60	60	60	60
Maximum Fluid Output Pressure	7,500 psi (517 bar)	7,500 psi (517 bar)	7,500 psi (517 bar)	10,000 psi (689 bar)
Hydraulic Supply Inlet	3/4 in–16 JIC (37° Flare)	3/4 in–16 JIC (37° Flare)	3/4 in–16 JIC (37° Flare)	3/4 in–16 JIC (37° Flare)
Hydraulic Return Outlet	3/4 in NPT	3/4 in NPT	3/4 in NPT	3/4 in NPT
Fluid Outlet	1/2 in NPT	1/2 in NPT	1/2 in NPT	13/16 - 16 UNC
Maximum Incoming Hydraulic Fluid Temp.	200°F (93°C)	200°F (93°C)	200°F (93°C)	200°F (93°C)
Manual	312350	312350	312350	3A3005

### Ordering Information

247540	Dyna-Star 10:1, 60 lb (27 kg) pump*
247443	Dyna-Star 10:1, 90/120 lb (41/55 kg) pump*
247450	Dyna-Star 10:1, 400 lb (180 kg) pump
25A189	Dyna-Star 10:1, 10,000 psi (689 bar), 120 lb (55 kg) pump

\*Used in Graco 60 or 90 lb (27 or 41 kg) reservoirs.



Hydraulic Pumps

# Off-Road Mobile Lubrication Systems

## Dyna-Star® 10:1, 5:1 and Fire-Ball® 300 50:1

### Ordering Information

Dyna-Star 10:1 Modules And Kits	
24Y407	Dyna-Star 10:1 90 lb pump kit – injector – mechanical AFSO
24Y408	Dyna-Star 10:1 60 lb pump kit – injector – mechanical AFSO
247574	Dyna-Star 10:1 60 lb (27 kg) pump module – injector – overall height 35.15 in (842 mm). Includes pump (247540), reservoir assembly (247575), hydraulic control assembly (247538) and vent valve assembly (243170). Fully assembled.
247706	Dyna-Star 10:1 60 lb (27 kg) pump kit – divider valve – overall height 35.15 in (842 mm). Includes pump (247540), reservoir assembly (247575) and hydraulic control assembly (247538). Not assembled.
247444	Dyna-Star 10:1 90 lb (41 kg) pump module – injector – overall height 42.75 in (1086 mm). Includes pump (247443), reservoir assembly (241486), hydraulic control assembly (247538) and vent valve assembly (243170). Fully assembled.
247707	Dyna-Star 10:1 90 lb (41 kg) pump kit – divider valve – overall height 42.75 in (1086 mm). Includes pump (247443), reservoir assembly (241486) and hydraulic control assembly (247538). Not assembled.
247902	Pressure relief kit for 247706 and 247707
312349	Manual for 247574, 247706, 247444, 247707

Dyna-Star 10:1 Refinery Drum And Custom Tank Applications								
Description	Refinery Drums			Custom Tank Applications				
Weight lbs (kg)	120 (55)	400 (180)	60 (27)	60 (27)	120 (55)	120 (55)	400 (180)	400 (180)
Divider Valve (DV) or Injector Based	DV	DV	Injector	DV	Injector	DV	Injector	DV
Pump	247443	247450	247540	247540	247443	247443	247450	247450
Hydraulic Control*	247705	247705	247538	247538	247538	247538	247538	247538
Vent Valve	–	–	243170	–	243170	–	243170	–
Cover	247703	247704	–	–	–	–	–	–
Pump Gasket	15M442	15M442	15M442	15M442	15M442	15M442	15M442	15M442
Custom Tank Kit**	–	–	247970	–	247456	–	247457	–

\*Hydraulic control assembly (247705) includes longer hoses to enable remote mounting.

\*\*Kits include pump (247540, 247443 or 247450), hydraulic control assembly (247538), vent valve (243170), and pump gasket (15M442).

Dyna-Star 10:1 Module Accessories	
243170	Vent valve
247538	Hydraulic control module
247700	Follower plate for 60 lb (27 kg) and 90 lb (41 kg) modules
244023	Level indicator for 60 lb (27 kg) and 90 lb (41 kg) modules†
115124	Pressure switch
247575	Reservoir – 60 lb (27 kg)
241486	Reservoir – 90 lb (41 kg)

†Requires follower plate, order with part number 247700.

Fireball 300 And Dyna-Star 5:1 Modules and Accessories	
241573	Fireball 300, 50:1 90 lb (41 kg) pump module. Includes pump (239887), reservoir assembly (241486), and vent valve assembly (241572)
25D096	Fireball 300, 50:1 60 lb (27 kg) pump module. Includes pump (239877), reservoir assembly (247575), and vent valve assembly (241572)
241485	Follower plate (fits 241573 and 25D096)
243159	Dyna-Star 5:1 90 lb (41 kg) pump module. Includes pump (224751), reservoir assembly (241486), hydraulic control assembly (243501), and vent valve assembly (243170)
243191	Follower plate (fits 243159)



247574



241573

# Lubrication Systems

## Dyna-Star® Electrically-Powered HP and HF 24 VDC

### Features and Benefits

- High-quality helical hardened steel gears are lubricated for life and sealed to keep contaminants out for longer lasting performance
- Ability to adjust motor controls like power input, motor speed, current control and signal input to perfectly match the pump to your application and environmental changes
- Mechanical auto-fill shutoff and remote-mounted fill port ensures clean and efficient refills
- Vent valve mounts directly to pump with no special brackets or hoses for a compact design and less parts to break or wear out
- IP69K rated
- Built-in pressure relief for safety and compact, efficient installations
- Cavitation-free fill and vent path provides simple and direct venting and filling to the foot of the pump
- Built-in lift ring is rated to 500 lbs (226 kg)
- Strong 12 gauge steel reservoir available in 60 lb (27 kg) or 90 lb (41 kg) size
- AC to DC Converter Box for fixed and in-plant applications

### Typical Applications

- Mining Operations
- Milling and Crushing
- Heavy-duty Construction
- Well Services
- Industrial (see next page for AC to DC Converter)

### Technical Specifications

Maximum Lubricant Outlet Pressure	
HF models	3500 psi (24.1 MPa, 241 bar)
HP models	5000 psi (34.47 MPa, 344 bar)
Electrical Requirements	
All models	24 VDC
Input Voltage Range	
24 VDC	18 to 32 VDC
Flow Rate Range	
HF models	1.5 in <sup>3</sup> - 25 in <sup>3</sup> /min (24.6 cm <sup>3</sup> - 410 cm <sup>3</sup> /min)
HP models	1.5 in <sup>3</sup> - 18 in <sup>3</sup> /min (24.6 cm <sup>3</sup> - 295 cm <sup>3</sup> /min)
Inlet/Outlet Sizes	
Tank/reservoir fill port	1/2 in NPT
Overflow port	1/2 in NPT
Fluid outlet size	3/8 in NPT
Operating Temperature	
HF models	14° to 149° F (-10° to 65° C)
HP models	-40° to 149° F (-40° to 65° C)
Audible Sound Pressure	
71 dB(A)	

**Product Manuals:** Pumps 332514, Pump Systems 332540, Auto-Fill Shutoff 332518, Low Level 332515, Electric Vent Valve 332519, Drum Covers and Follower Plates 312738, Remote Fill Port 333393



77X202



77X001

# Lubrication Systems

## Dyna-Star® Electrically-Powered HP and HF AC to DC Converter Box

### Features and Benefits

- Convenience of AC power and maintain the advantages of DC speed and amp control
- In-plant and fixed plant applications without expensive pneumatic and hydraulic power requirements
- Convenient hardware kit to make installation easy
- Two DC 20 amp outputs to power both pump and control
- On/off switch and detachable power cord to meet health and safety requirements

### Typical Applications

- Rock crushers
- Food processing
- Steel milling
- Fixed and in-plant applications

### Technical Specifications

Input Voltage.....	110-240 VAC
Input Frequency.....	50/60 Hz
Output Voltage.....	24 VDC
Output Current.....	20 amps
IP Rating.....	IP24
Environmental Temperature Range.....	14° to 122° F (-10° to 50° C)
Power Cord Length.....	9 ft (2.7 m)
Manual.....	333391



Installation Hardware Included

### Dyna-Star® Electrically-Powered HP and HF 24 VDC

#### Ordering Information

Stand Alone Pumps	
77X000	24 VDC HP stand-alone pump for 35 or 60 pound reservoir
77X001	24 VDC HP stand-alone pump with tube-in-tube for 35 or 60 pound reservoir
77X002	24 VDC HP stand-alone pump with tube-in-tube for 90 or 120 pound reservoir
77X003	24 VDC HP stand-alone pump with tube-in-tube for 400 pound reservoir
77X014	24 VDC HF stand-alone pump for 35 or 60 pound reservoir
77X015	24 VDC HF stand-alone pump for 120 pound reservoir
77X016	24 VDC HF stand-alone pump for 400 pound reservoir
Custom Tank Injector Kits	
77X011	24 VDC HP pump and vent valve with tube-in-tube for 35 or 60 pound reservoir
77X012	24 VDC HP pump and vent valve with tube-in-tube for 90 or 120 pound reservoir
77X013	24 VDC HP pump and vent valve with tube-in-tube for 400 pound reservoir
System Installation Kits	
77X960	24 VDC HP pump with auto-fill shutoff and low-level monitor, GLC2200 controller, wiring harness, low-level sensor cable, power cable, pressure switch, and remote fill manifold for 60 pound reservoir
77X990	24 VDC HP pump with auto-fill shutoff and low-level monitor, GLC2200 controller, wiring harness, low-level sensor cable, power cable, pressure switch, and remote fill manifold for 90 pound reservoir



# Lubrication Systems

## Dyna-Star® Electrically-Powered HP and HF 24 VDC

HP Pump Modules								
Part Number	Reservoir Size		Vent Valve	Dip Stick	Low Level 77X522 (DIN)	Follower Plate	Low Level 17L372 (M12)	Auto-Fill Shut Off
	60 lb	90 lb						
77X100	•		•	•				
77X101		•	•	•				
77X102	•		•					•
77X103		•	•					•
77X104	•		•		•	•		
77X105		•	•		•	•		
77X202	•		•				•	•
77X203		•	•				•	•
77X204	•		•				•	
77X205		•	•				•	
77X300	•			•				
77X301		•		•				
77X304	•				•	•		
77X305		•			•	•		
77X402	•						•	•
77X403		•					•	•

Standard Drum Injector Kits	
77X111	24 VDC HP pump, vent valve, and cover with tube-in-tube for 120 pound reservoir
77X112	24 VDC HP pump, vent valve, and cover with tube-in-tube for 400 pound reservoir

Standard Drum Kits	
77X121	24 VDC HF pump and cover for 120 pound reservoir
77X122	24 VDC HF pump and cover for 400 pound reservoir

Accessories	
77X500	Follower plate for Graco 60 pound and 90 pound Graco tank for tube-in-tube
77X510	Follower plate for 35 pound bucket with and without tube-in-tube
247701	Follower plate for 120 pound drum without tube-in-tube
77X511	Follower plate for 120 pound drum with tube-in-tube
247702	Follower plate for 400 pound drum without tube-in-tube
77X512	Follower plate for 400 pound drum with for tube-in-tube
77X513	Cover, cylinder, tie-rods and base to convert 60 pound length to 35 pound bucket
77X514	Cover for 120 pound drum
77X515	Cover for 400 pound drum
77X521	Auto-fill shutoff (AFSO) – diaphragm, plate, valve, coupler, and pipes
77X522	Low level kit sight glass, electric low level switch, and cable (requires follower plate 77X500)
77X523	400 micron inline filter, maximum 5,000 psi (344 bar) inlet pressure (replacement filter 77X541)
17L366	Red alert filter with 380µm, 36 in² steel mesh filter (replacement filter 129031)
24R952	Red alert filter with reservoir mounting kit (includes 17L366)
16V678	Red alert filter mounting bracket
77X524	110-230 VAC to 24 VDC converter box
77X540	24 VDC electric vent valve with pressure relief
77X542	Remote-fill port manifold with vent
77X543	HF manifold with 4,000 psi pressure relief
77X544	HP manifold with 5,000 psi pressure relief
77X545	Power cable for series progressive systems, M23 connector, 15 ft (4.6 m)
77X546	Power cable for injector systems, M23 connector, 15 ft (4.6 m)
115124	Pressure switch – pressure adjustment visible in window
24N180	Pressure switch, 1/4 in BSPP inlet, DIN 43650 connector (1 NO/1 NC), 7,250 psi (500 bar)
24N181	Pressure switch, 1/4 in NPT(F) inlet, DIN 43650 connector (1 NO/1 NC), 7,250 psi (500 bar)



Lubrication Systems



# Lubrication Systems

## Compact Dyna-Star®

### Right-Sized Solution

The Graco Compact Dyna-Star automatic lubrication system delivers high-capacity flow, robust durability and innovative control in a smaller footprint to extend uptime for today's toughest earth-moving machines and users in the harshest environments.

#### Rugged Durability

Metal construction ensures trustworthy operation in the most extreme environments.

#### Integrated Auto-Fill Shut-Off

Option enables single-person, powered-down, ground-level refills, without the need to climb or worry about spills.

#### Smart Power Train


24 VDC, brushless motor and zero-maintenance gear drive deliver lubricants on time, even at -40° F (-40° C).

#### Intelligent Monitoring

Optional pressure and lubricant level sensors provide useful system information in real time.

#### Compact Power

Fits easily in space-limited applications; powerful enough to keep up with aggressive lubrication interval.



### Typical Applications

- Aggregates
- Mining
- Construction
- Hydraulic Fracturing Units

### Technical Specifications

Maximum Working Pressure .....	3,500 psi (241 bar)
Operating Temperature .....	-40 to 149° F (-40 to 65° C)
Reservoir Size .....	12 or 20 liter
Maximum Flow Output Rate .....	4.5 in <sup>3</sup> /min (74 cm <sup>3</sup> /min)
Lube Type .....	Oil and grease up to NLGI #2
Certifications/Ratings .....	IP69K
Manual .....	3A6941

# Lubrication Systems

## Compact Dyna-Star®, GLC™ X Controller and Auto Lube™ App

### Ordering Information

CD - X - X - X - X

#### Pump Description

Code	Description
1	12 L / 35 lb bucket length, 24 VDC
2	20 L reservoir length, 24 VDC

#### Metering System Feedback

Code	Description
0	Series progressive, no vent-valve, no pressure feedback (plugged outlet)
1	Vent-valve, no pressure feedback (plugged outlet)
2	Vent-valve, pressure switch
3	Vent-valve, pressure-reporting transducer

#### Reservoir

Code	Description
0	No reservoir, bare pump
1	12 L steel reservoir, follower plate
2	20 L steel reservoir, follower plate
3	35 lb plastic bucket kit
4	12 L steel reservoir, no follower plate
5	20 L steel reservoir, no follower plate

#### Reservoir Accessories

Code	Description
0	Bare pump or bucket kit (no reservoir)
1	Low-level switch
2	Level-reporting transducer
3	Auto-fill shut-off and low-level switch
4	Auto-fill shut-off and level-reporting transducer



CD2324


### Ordering Information

CDS Accessories	
26A883	GLC X to CDS 3 ft (1 m) cable
26A884	CDS extension cable, 12-wire, 20 ft (6 m) with flying leads
26A889	12-pin DT female CDS mating connector kit
25R001	12 liter reservoir wall mount bracket
25R318	Mounting bracket for GLC X, Red Alert filter, 3- and 5-section MSP assemblies or 3- and 5-bank GL-1 series injectors

## Pair with the GLC X Controller and Auto Lube App

### Drive More Productivity

The powerful, easy-to-use Graco GLC X automatic lubrication controller captures more information so operators, technicians and managers can make faster, smarter decisions. Paired with the intuitive Auto Lube app, users can monitor system performance and make adjustments with incredible speed, precision and freedom from their personal mobile device.



**Easy-to-Read Screen**

High-contrast screen features text codes, faults and other data clearly in any ambient light without distracting operators.

**Real-Time System Reporting**

Program and display a wide range of customizable functions – including lubrication intervals, pressure limits, lubricant levels and more.

**Smart Device and Mobile App**

With the Auto Lube app, monitor lubrication levels, configure settings, track system history and share important diagnostics.



### Ordering Information

GLC X Controller	
26A855	GLC X controller with 20 ft (6 m) cable
26A814	GLC X controller
26A882	GLC X wiring harness, 12-wire, 20 ft (6 m) with flying leads
GLC X Accessories	
26A853	GLC X pump simulator
26A882	GLC X 20 ft (6 m) cable
26A883	GLC X to Compact Dyna-Star® 3 ft (1 m) cable
26A888	14-pin mating connector kit

Download the **Graco Auto Lube App** from Google Play or the App Store (iOS) and perform all controller functions from the convenience of a smartphone or tablet.



# Compressor Lubrication

## Manzel® Model 25 Lubricator

### Features and Benefits

- General-Purpose Lubrication: automatic, precision metering for all types of machinery
- The preferred lubricator of food processors who want to minimize the spare pumps they keep in stock
- Model 25 pumps manufactured today will fit in working Model 25 box lubricators no matter what their age – even 100 years old!
- Hand Crank: Standard. Convenient for rapid priming of lines before start-up or for momentarily increasing supply of lubricant. Does not affect adjustment of individual pumping units. Direct replacement for Kipp Model 50 Box Lubricators



### Typical Applications

- Provide lubrication to cylinder walls, bearings and other moving parts of equipment such as continuous cookers, steam peelers, closing machines and other food processing equipment.
- Also used to replace existing Model 25 lubricators installed on other equipment.

### Typical Fluids Handled

- Mineral oil base or synthetics

### Technical Specifications

Piston Size Inches (mm)	Max Pressure psi (bar)	Drops Per Stroke		Cubic Inches Per Stroke		Cubic cm Per Stroke		Strokes Per Minute	
		Min.	Max	Min.	Max	Min.	Max	Min.	Max
3/16 (4.8)	1,000 (69)	1/6	6	.0003	.0122	.008	.399	3	60
5/16 (7.9)	1,000 (69)	1/4	12	.0005	.0245	.005	.199	3	60



562949

### Pumps and Accessories

Model 25 Replacement Pumps	
562949	3/16 in (4.8 mm) diameter
562950	5/16 in (7.9 mm) diameter
Accessories and Spare Parts	
564317	Ratchet drive arm assembly
562988	Replacement hand crank
563939	Low level, fits into a pump slot

Replacement Site Glasses		
Feeds	Sight Glass	Gasket
1	556687	556721
2	556688	556722
3	556689	555741
4	556690	556723
5	556691	555742
6	556692	556724
7	556693	555743
8	556694	556725

# Compressor Lubrication

## Manzel® Model 25 Box Lubricator Configurator

### Ordering Information

MA - X - X - X - X

#### Reservoir

##### Code Former Codes and Descriptions

- A R1 - 6.25 pt, 4 pump stations max
- B R2 - 9.25 pt, 8 pump stations max
- C R3 - 13 pt, 12 pump stations max
- D R4 - 16 pt, 16 pump stations max
- E R5 - 19.75 pt, 20 pump stations max

**NOTE : Unused pump stations covered with blanking plate(s)**

#### Pump Size

##### Code Former Codes and Descriptions

- A P-1 - 3/16 in (4.8 mm) Diameter Plunger, 1,000 psi (68.9 bar) max Operating Pressure
- B P-2 - 5/16 in (7.9 mm) Diameter Plunger, 1,000 psi (68.9 bar) max Operating Pressure

#### Pump Quantity

Code	Qty	Code	Qty	Code	Qty	Code	Qty
A	0	G	6	N	12	V	18
B	1	H	7	P	13	W	19
C	2	J	8	R	14	X	20
D	3	K	9	S	15		
E	4	L	10	T	16		
F	5	M	11	U	17		

#### Drive Options

##### Code Former Codes and Descriptions

- A D1R - Direct Rotary Right Hand Mount
- B D2R - Standard Ratchet - Right Hand Mount\*
- C D3R - 37.5:1 Ratio - Right Hand Mount
- D D4R - 75:1 Ratio - Right Hand Mount
- E D1L - Direct Rotary Left Hand Mount
- F D2L - Standard Ratchet - Left Hand Mount\*
- G D3L - 37.5:1 Ratio - Left Hand Mount
- H D4L - 75:1 Ratio - Left Hand Mount

\*Requires drive arm 564317, sold separately.

# Compressor Lubrication

## Manzel® Model 25 Box Lubricators

### Ordering Information

MAA - Up to 4 pumps	
MAAACB	R1-P1-2-D2R-LO
MAAADB	R1-P1-3-D2R-LO
MAAAEB	R1-P1-4-D2R-LO
MAAAEC	R1-P1-4-D3R-LO
MAABBB	R1-P2-1-D2R-LO
MAABBC	R1-P2-1-D3R-LO
MAABBF	R1-P2-1-D2L-LO
MAABBG	R1-P2-1-D3L-LO
MAABDB	R1-P2-3-D2R-LO
MAABDC	R1-P2-3-D3R-LO
MAABEB	R1-P2-4-D2R-LO
MAABEF	R1-P2-4-D2L-LO
MAB - Up to 8 pumps	
MABAAB	R2-P1-0-D2R-LO
MABACH	R2-P1-2-D4L-LO
MABAFC	R2-P1-5-D3R-LO
MABAFG	R2-P1-5-D3L-LO
MABAHC	R2-P1-7-D3R-LO
MABAHG	R2-P1-7-D3L-LO
MABAJA	R2-P1-8-D1R-LO
MABBAC	R2-P2-0-D3R-LO
MABBCG	R2-P2-2-D3L-LO
MABBEC	R2-P2-4-D3R-LO
MABBEE	R2-P2-4-D1L-LO
MABBFF	R2-P2-5-D2L-LO
MABBFG	R2-P2-5-D3L-LO
MABBGA	R2-P2-6-D1R-LO
MABBGB	R2-P2-6-D2R-LO
MABBGC	R2-P2-6-D3R-LO
MABBGF	R2-P2-6-D2L-LO
MABBHC	R2-P2-7-D3R-LO
MABBHG	R2-P2-7-D3L-LO

MAC - Up to 12 pumps	
MACAAA	R3-P1-0-D1R-LO
MACAEH	R3-P1-4-D4L-LO
MACAGH	R3-P1-6-D4L-LO
MACAHF	R3-P1-7-D2L-LO
MACAKE	R3-P1-9-D1L-LO
MACALC	R3-P1-10-D3R-LO
MACANB	R3-P1-12-D2R-LO
MACBJB	R3-P2-8-D2R-LO
MACBKA	R3-P2-9-D1R-LO
MACBLC	R3-P2-10-D3R-LO
MACBLG	R3-P2-10-D3L-LO
MAD - Up to 16 pumps	
MADBCC	R4-P2-2-D3R-LO
MADBLH	R4-P2-10-D4L-LO
MADBSG	R4-P2-15-D3L-LO
MAE - Up to 20 pumps	
MAEAAB	R5-P1-0-D2R-LO
MAEBGE	R5-P2-6-D1L-LO

# Compressor Lubrication

## Manzel® MBL Box Lubricators

### Features and Benefits

- Provide a proven, cost-effective way to assemble customized oil systems that meet specific requirements by using standard modular components
- Increase opportunities to standardize lube system components and reduce lube maintenance and service costs
- Dependable and backed by the industry's most comprehensive international distributor network—with application expertise, parts stocks, and factory-trained service nearby, wherever you are located



### Typical Fluids Handled

- Mineral oil base or synthetics

### Typical Applications

- Provide lubrication to cylinder walls, bearings and other moving parts of equipment such as refineries, injection and storage, general manufacturing, air systems, and food processing equipment

Application	Industry	Use
Compressors	Petrochemical, Refineries, Gas Transmission, Injection and Storage, Cold Storage, General Manufacturing, Air Systems	Lubricate cylinder walls and piston shaft packing
Edgers, Planers, Band Saws	Lumber	Lubricate slides and ways. Blade coolant.
Mixers	Rubber	Used in the bleeding process and to lubricate dust stop seals
Can Lid Presses	Food Processing	Lubricate high-speed bearings
Band Saws	Lumber	Saw guides

### Modularity

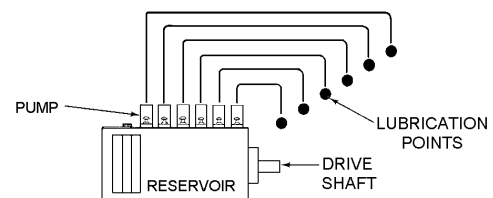
Force Feed Box Lubricators provide true modularity that permits customizing a pump-to-point lubrication system from off-shelf components. The modular variables consist of the following categories of components:

- Pumps
- Reservoir
- Reservoir Heaters
- Reservoir Oil Level Controls
- Drives
- Shaft Rotation Alarm
- Motor and Motor Mounting Bases

In addition to these Force Feed Box Lubricator components, Graco offers a complete line of auxiliary equipment. Also, MBL pumping packages can be used with divider valves in a series progressive installation. Graco's performance-proven products that may be used with Modular Box Lubricators are listed on the next page along with the respective literature number.

### Description

A basic pump-to-point system is shown in the illustration which depicts six pumps mounted on a common reservoir from which each pump is dispensing oil to a single lubrication point. These pumps are operated by individual cams on one common drive shaft.



**Pump-to-Point System**

### Interchangeability, Conversion and Retrofits

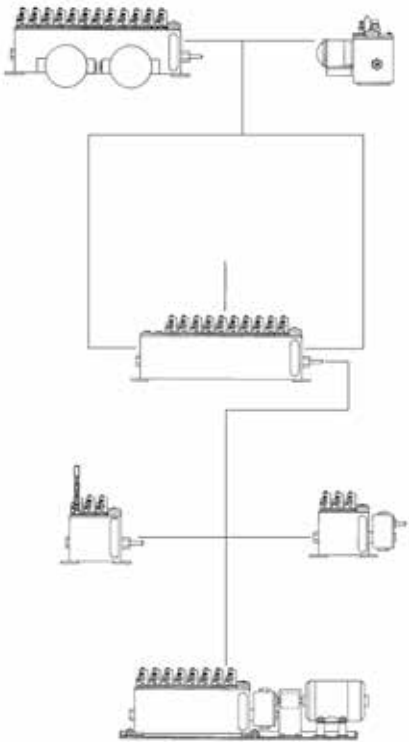
Graco GBL 7500 Pumps have been designed to be easily interchangeable with other manufacturers' pumps. For details contact your local Graco representative or call on us for system design and application assistance.

# Compressor Lubrication

## Manzel® MBL Box Lubricators

### MBL Force Feed Box Lubricator = True Modularity

Wide choice of standard modular components helps you meet application requirements more exactly without the added costs of a custom system.



### Pumps

Graco GBL 7500 pumps for pressures up to 7,500 psi.

**24J391** – GBL 7500 Suction Pump, 3/16 in

**24J392** – GBL 7500 Suction Pump, 1/4 in

**24J393** – GBL 7500 Suction Pump, 3/8 in

- Ideal for heavy duty applications
- Interchangeable with pumps from competitive lubricators
- Suction (vacuum feed) pumps are available installed
- Pressure feed and gravity feed pumps are sold separately
- See manual 3A2257 for more information

### Alarm Pump

Shaft Rotation/Low Level alarm based on GBL 7500 pump.

- Available as part number 24K466.
- Mounts in a pump slot
- Order separately for field installation.

### Reservoirs and Mounting Bases

Eight reservoir capacities are available to hold from 4 to 40 pints and accommodate from 1 to 24 pumps. Blank cover assemblies included on unused pump stations. Eight sizes of motor mounting bases are available to accommodate the various reservoir sizes.

### Reservoir Accessories

Automatic fill, low level, and electric heater options.

### Drive Options

Over twenty drive options are available from direct drive to a reduction ratio of 400:1. Options provide left- or right-hand end of reservoir mounting, end or rear rotary drives, end ratchet drives and gear reducers. For details, see pages 9 and 10. See literature 352389 for MB60 (60:1) and MB118 (118:1) specialty box lubricators. See Graco manual 3A2953 for center rear drive options.

### Motors

Single- and three-phase motors are available at ratings of 1/3, 1/4 and 1/2 HP, for 115/230 volt or 230/460 volt, in explosion-proof, TEFC or TENV configuration. Some motor configurations are available foot-mounted and/or face-mounted.

### “Smart” Part Numbers

- Graco part numbers are 6-digits long
- MBL Smart Part Numbers start with “MB”
- The next four letters each specify one or more options:
  - **Option A:** Reservoir and Motor Mounting Base
  - **Option B:** Pump Style and Monitor
  - **Option C:** Pump Quantity
  - **Option D:** Drive
- MBabcd – replace lower case letters with selections offered in **Smart Menu Code** to form a **Smart Part Number**


### Literature

L54000	Lube Line Alert
L15831	Lube Sentry
L15825	Check Valves
L15200	In-Line Filters
L10103	MH Modular Divider Valves
3A2100	Modular Box Lubricator (MBL) manual
3A2257	GBL7500 pumps manual
352389	Manzel MB60 & MB118 flyer
3A2953	Center Drive Box Lubricator manual

# Compressor Lubrication

## Manzel® MBL Pump/Reservoir Combinations

**NOTE:** LH option currently available only on MBL-G01, G02, G03, G04, and G12 drives. All part numbers on the chart below use "OA" to indicate assemblies with NO pumps. Refer to Smart Code ordering details.

 = Not compatible

		Reservoirs Without Motor Mounting Bases								Reservoirs Combined With Motor Mounting Bases							
		T1	T2	T3	T4	T5	T6	T7	T8	T1 + P1	T2 + P2	T3 + P3	T4 + P4	T5 + P5	T6 + P6	T7 + P7	T8 + P8
		4 pint / 2 feed	6 pint / 3 feed	8 pint / 5 feed	12 pint / 8 feed	16 pint / 12 feed	24 pint / 16 feed	32 pint / 20 feed	40 pint / 24 feed	4 pint / 2 feed	6 pint / 3 feed	8 pint / 5 feed	12 pint / 8 feed	16 pint / 12 feed	24 pint / 16 feed	32 pint / 20 feed	40 pint / 24 feed
G01R	Direct, 1:1	MBA0AA	MBB0AA	MBC0AA	MBD0AA	MBE0AA	MBF0AA	MBG0AA	MBH0AA								
G02R	End Ratchet	MBA0AB	MBB0AB	MBC0AB	MBD0AB	MBE0AB	MBF0AB	MBG0AB	MBH0AB								
G03R	37.5:1 Ratchet	MBA0AC	MBB0AC	MBC0AC	MBD0AC	MBE0AC	MBF0AC	MBG0AC	MBH0AC								
G04R	75:1 Ratchet	MBA0AD	MBB0AD	MBC0AD	MBD0AD	MBE0AD	MBF0AD	MBG0AD	MBH0AD								
G01L	Direct, 1:1	MBA0AE	MBB0AE	MBC0AE	MBD0AE	MBE0AE	MBF0AE	MBG0AE	MBH0AE								
G02L	End Ratchet	MBA0AF	MBB0AF	MBC0AF	MBD0AF	MBE0AF	MBF0AF	MBG0AF	MBH0AF								
G03L	37.5:1 Ratchet	MBA0AG	MBB0AG	MBC0AG	MBD0AG	MBE0AG	MBF0AG	MBG0AG	MBH0AG								
G04L	75:1 Ratchet	MBA0AH	MBB0AH	MBC0AH	MBD0AH	MBE0AH	MBF0AH	MBG0AH	MBH0AH								
G05R	25:1 End Rotary	MBA0AJ	MBB0AJ	MBC0AJ	MBD0AJ	MBE0AJ				MBJOAJ	MBKOAJ	MBLOAJ	MBMOAJ	MBNOAJ			
G06R	50:1 End Rotary	MBA0AK	MBB0AK	MBC0AK	MBD0AK	MBE0AK				MBJOAK	MBKOAK	MBLOAK	MBMOAK	MBNOAK			
G07R	100:1 End Rotary	MBA0AL	MBB0AL	MBC0AL	MBD0AL	MBE0AL				MBJOAL	MBKOAL	MBLOAL	MBMOAL	MBNOAL			
G08R	200:1 End Rotary	MBA0AM	MBB0AM	MBC0AM	MBD0AM	MBE0AM				MBJOAM	MBKOAM	MBLOAM	MBMOAM	MBNOAM			
G09R	400:1 End Rotary	MBA0AN	MBB0AN	MBC0AN	MBD0AN	MBE0AN				MBJOAN	MBKOAN	MBLOAN	MBMOAN	MBNOAN			
G10R	25:1 Right Angle	MBA0AP	MBB0AP	MBC0AP	MBD0AP	MBE0AP											
G11R	50:1 Right Angle	MBA0AR	MBB0AR	MBC0AR	MBD0AR	MBE0AR											
G12R	188:1 Right Angle	MBA0AS	MBB0AS	MBC0AS	MBD0AS	MBE0AS											
G13R	375:1 Right Angle	MBA0AT	MBB0AT	MBC0AT	MBD0AT	MBE0AT											
G14R	100:1 Heavy Duty														MBPOAU	MBROAU	MBSOAU
G15R	150:1 Heavy Duty														MBPOAV	MBROAV	MBSOAV
G16R	200:1 Heavy Duty														MBPOAW	MBROAW	MBSOAW
G17R	300:1 Heavy Duty														MBPOAX	MBROAX	MBSOAX
G18R	400:1 Heavy Duty														MBPOAY	MBROAY	MBSOAY
G12L	188:1 Right Angle	MBA0AZ	MBB0AZ	MBC0AZ	MBD0AZ	MBE0AZ											
G05L	25:1 End Rotary																
G06L	50:1 End Rotary																
G07L	100:1 End Rotary																
G08L	200:1 End Rotary																
G09L	400:1 End Rotary																
G10L	25:1 Right Angle																
G11L	50:1 Right Angle																
G14L	100:1 Heavy Duty																
G15L	150:1 Heavy Duty																
G16L	200:1 Heavy Duty																
G17L	300:1 Heavy Duty																
G18L	400:1 Heavy Duty																

# Compressor Lubrication

## Manzel® MBL Box Lubricator Configurator

### MBL Smart Code Ordering Menu

MB – X – X – X – X

#### Reservoir (Smart Code Option A)

Code	Former Code(s)	Description	Code	Former Code(s)	Description
A	T1	4 pt, 2 pump stations max	J	T1 and P1	4 pt, 2 pump stations max, motor mount base
B	T2	6 pt, 3 pump stations max	K	T2 and P2	6 pt, 3 pump stations max, motor mount base
C	T3	8 pt, 5 pump stations max	L	T3 and P3	8 pt, 5 pump stations max, motor mount base
D	T4	12 pt, 8 pump stations max	M	T4 and P4	12 pt, 8 pump stations max, motor mount base
E	T5	16 pt, 12 pump stations max	N	T5 and P5	16 pt, 12 pump stations max, motor mount base
F	T6	24 pt, 16 pump stations max	P	T6 and P6	24 pt, 16 pump stations max, motor mount base*
G	T7	32 pt, 20 pump stations max	R	T7 and P7	32 pt, 20 pump stations max, motor mount base*
H	T8	40 pt, 24 pump stations max	S	T8 and P8	40 pt, 24 pump stations max, motor mount base*

\*Cannot use double reduction or right angle drives.

#### Pump Size – GBL 7500 Suction Pumps (Smart Code Option B)

Code	Former Code(s)	Description
0	00	No pumps
1	76/88B	3/16 in Suction Pump 24J391
2	76/88C	1/4 in Suction Pump 24J392
3	76/88E	3/8 in Suction Pump 24J393
4	76/88B and F3	3/16 in Suction Pump plus RENS Level Controller
5	76/88C and F3	1/4 in Suction Pump plus RENS Level Controller
6	76/88E and F3	3/8 in Suction Pump plus RENS Level Controller
7	76/88B and F4	3/16 in Suction Pump plus GARZO Level Controller
8	76/88C and F4	1/4 in Suction Pump plus GARZO Level Controller
9	76/88E and F4	3/8 in Suction Pump plus GARZO Level Controller

#### NOTES:

1. When pump quantity is less than maximum pump stations of specified reservoir, a blank cover assembly is installed at Graco.
2. When low level is specified, deduct one pump for each option.
3. When ordering a ratchet drive, the maximum number of pumps allowable is 20.

#### Pump Quantity (Smart Code Option C)

Code	Qty	Code	Qty	Code	Qty	Code	Qty	Code	Qty	Code	Qty
A	0	E	4	J	8	N	12	T	16	X	20
B	1	F	5	K	9	P	13	U	17	Y	21
C	2	G	6	L	10	R	14	V	18	Z	22
D	3	H	7	M	11	S	15	W	19		

#### Drive Options (Smart Code Option D)

Code	Former Code	Description	Code	Former Code	Description	Code	Former Code	Description
A	G01R	Direct End Rotary (50 rpm max)	J	G05R	Double Reduction End Rotary 25:1	T	G13R	RT Angle Rotary 375:1
B	G02R	End Ratchet (without drive arm 563005)	K	G06R	Double Reduction End Rotary 50:1	U	G14R	100:1 Ratio Gear Reducer**
C	G03R	End Rotary Ratchet 37-1/2:1 – max input of 800 RPM	L	G07R	Double Reduction End Rotary 100:1	V	G15R	150:1 Ratio Gear Reducer**
D	G04R	End Rotary Ratchet 75:1 – max input of 800 RPM	M	G08R	Double Reduction End Rotary 200:1	W	G16R	200:1 Ratio Gear Reducer**
E	G01L	Direct End Rotary	N	G09R	Double Reduction End Rotary 400:1	X	G17R	300:1 Ratio Gear Reducer**
F	G02L	End Ratchet (without drive arm 563005)	P	G10R	RT Angle Rotary 25:1	Y	G18R	400:1 Ratio Gear Reducer**
G	G03L	End Rotary Ratchet 37-1/2:1 – max input of 800 RPM	R	G11R	RT Angle Rotary 50:1	Z	G12L	Left Angle Rotary 188:1
H	G04L	End Rotary Ratchet 75:1 – max input of 800 RPM	S	G12R	RT Angle Rotary 188:1			

\*\*U (G14) through Y (G18) require motor mounting base; can only be used with reservoir options P, R, and S.

# Compressor Lubrication

## Manzel® MBL Box Lubricator Accessories

### Ordering Information

Manzel® MBL Box Lubricator Motors	
558289	M2 – 1/4 hp, 1,725 rpm, 115/230V, 1 ph., TENV, Foot-Mounted (56F)
558293	M3 – 1/4 hp, 1,725 rpm, 115/230V, 1 ph., Hazardous Area, Class 1, Group D, Foot-Mounted (56F)
558290	M5 – 1/4 hp, 1,725 rpm, 230/460V, 3 ph., TENV, Foot-Mounted (56F)
558292	M6 – 1/4 hp, 1,725 rpm, 230/460V, 3 ph., Hazardous Area, Class 1, Group D, Foot-Mounted (56F)
558294	M7 – 1/2 hp, 1,725 rpm, 115/230V, 1 ph., Hazardous Area, Class 1, Group C, Severe Duty, Tropical Insulation, Face-Mounted or Foot-mounted (56C with feet)
558295	M8 – 1/2 hp, 1,725 rpm, 230/460V, 3 ph., Hazardous Area, Class 1, Group C, Severe Duty, Tropical Insulation, Face-Mounted or Foot-mounted (56C with feet)
558291	M10 – 1/2 hp, 1,725 rpm, 230/460V, 3 ph., 60Hz, Class 1, Group D, Face-Mounted (56C)
557271	M11 – 1/2 hp, 1,725 rpm, 115/230V, 1 ph., 60Hz, TEFC, Face-Mounted (56C)
557270	M12 – 1/2 hp, 1,725 rpm, 230/460V, 3 ph., 60Hz, TEFC, Face-Mounted (56C)
Note: Heavy Duty drives (G14 - G18) require 56C, face-mount. Normally a 1/2 hp motor would be used because more pumps are being operated by the HD drives.	
Auto-Fill Options	
559037	F1 Gravity Supply
Note: F2 – obsolete, use F1 instead. F3 – ordered with pumps (see page 133). F4 – ordered with pumps (see page 133).	
Low Level Switches	
563013	L1 – Low Level Switch Hazardous Area. Class 1, Group C and D; Class 2 Group, E, F and G.
564015	L2 – Low Level, 10 Watts at 120 VAC, SPST Reed Switch, NC
Shaft Rotation Arm	
24K466	GBL 7500 Suction Alarm Pump
Heater Options	
557207	120 VAC Electric Heater, Hazardous Area, Class 1, Group B, one-prong heater. Can be installed in 1 in NPT port on MBL reservoirs.
557208	240 VAC Electric Heater, Hazardous Area, Class 1, Group B, one-prong heater. Can be installed in 1 in NPT port on MBL reservoirs.
Note: Former codes H3, H4 and H6 use 557207. For H1, H2 and H5, contact factory for details about part number 564058 (two prong heater) Class 1, Group D	



# Compressor Lubrication

## Manzel® MB Specialty Box Lubricators

### Features and Benefits

- Provide a proven, cost-effective way to assemble customized oil systems that meet specific requirements by using standard modular components
- Increase opportunities to standardize lube system components and reduce lube maintenance and service costs
- 60:1 – 2 or 4 pump stations max, use with GBL 7500 Gravity-Fed or Pressure-Fed Box Lubricator
- 118:1 – 4 or 6 pump stations max, use with any GBL 7500 pump

### Typical Applications

- MB60 is perfect for bolt-on gas compressor box lubrication solutions
- MB118 is the right size and durable for triplex and quintuplex mud pump applications

### Typical Fluids Handled

- Mineral oil base or synthetics

### Ordering Information

Manzel® MB Specialty Box Lubricators		
MB60	24V068	2 pint reservoir (2 pump stations max), no pumps installed, 60:1
	24U750	6 pint reservoir (4 pump stations max), no pumps installed, 60:1
MB118	24W633	4 pint reservoir (4 pump stations max), no pumps installed, 118:1
	24W634	6 pint reservoir (6 pump stations max), no pumps installed, 118:1
	24W636	4 pint reservoir (4 pump stations max), 1/4 in GBL 7500 pump (qty 3), 118:1
	24W635	6 pint reservoir (6 pump stations max), 1/4 in GBL 7500 pump (qty 5), 118:1



24V068



24W636

# Compressor Lubrication

## Manzel® GBL 7500 Pump

### Features and Benefits

Each GBL 7500 single-piston pump is mechanically driven from a camshaft in the reservoir. They are adjustable from 1 to 27 drops per stroke and develop pressures up to 7500 psi (517 bar), depending on the piston size. All working parts are totally enclosed away from dirt, water, and impurities and are self-lubricated at all times by the fluid in the reservoir. Rugged construction for high performance and durability with easy to adjust pump output.

### Typical Applications

- Compressors

### Typical Fluids Handled

- Mineral or synthetics oil

### Technical Specifications

Piston Size		Max Outlet Pressure			Drops/Stroke		Cubic Inch/Stroke		Cubic cm/Stroke		Strokes/minute	
inches	mm	PSI	MPa	bar	Min.	Max.	Min.	Max.	Min.	Max.	Min.	Max.
3/16	4.8	7500	51.7	517	0	7	0	0.014	0	0.229	3	50
1/4	6.4	6000	41.4	414	0	12	0	0.024	0	0.393	3	50
3/8	9.5	3500	24.1	241	0	27	0	0.054	0	0.885	3	50

### Ordering Information

GBL 7500	
24J391	3/16 in (4.8 mm) suction
24J392	1/4 in (6.4 mm) suction
24J393	3/8 in (9.5 mm) suction
24J394	3/16 in (4.8 mm) gravity
24J395	1/4 in (6.4 mm) gravity
24J396	3/8 in (9.5 mm) gravity
24J397	3/16 in (4.8 mm) pressure
24J398	1/4 in (6.4 mm) pressure
24J399	3/8 in (9.5 mm) pressure
24K466	Suction alarm pump
GBL Accessories and Spare Parts	
564332	Outlet Check Valve Assembly – maintains prime when changing out pumps
126070	Replacement Pump Gasket – used by all pumps
24T306	Sight Glass Replacement Kit – for use with suction, gravity and alarm pumps
563101	Replacement Suction Strainer – for use with suction and alarm pumps



Suction  
24J391



Gravity  
24J394



Pressure  
24J397




Alarm  
24K466

# Compressor Lubrication

## Manzel® DSL Lubricators and Pumps

### Features and Benefits

- Rugged construction for high performance and durability
- Complete assembly–includes level sight gauge, fill cup and drain plug
- Precise camshaft alignment insures proper lubrication by all pumps
- Can be used in outdoor and ammonia (sour gas) environment
- Easy serviceability-pumps can be added or replaced quickly
- Pump output is easily adjustable
- DSL pumps fit in both SVK and DSL boxes
- For SVH, SV and other legacy KLS box lubricators, the entire lubricator must be replaced with a new DSL or MBL box lubricator assembly



### Typical Applications

- Compressors and industrial equipment

### Typical Fluids Handled

- Mineral or synthetic oil

### Technical Specifications

Ordering Code	Piston Size (inches)	Max. Pressure psi	Drops Per Stroke		Cubic Inches Per Stroke		Cubic cm Per Stroke		Strokes Per Minute	
			Min.	Max.	Min.	Max.	Min.	Max.	Min.	Max.
D1	9/32	3,000	2.0	6.25	.0048	0.15	.079	.245	3	25
D2	9/32	3,000	2.0	6.25	.0048	0.15	.079	.245	3	25

### Ordering Information

256907	(D1) 9/32 vacuum inlet pump
256908	(D2) 9/32 pressurized inlet pump
256929	Vacuum inlet pump w/suction tube length reduced by 1 in
25E893	DSL Shaft Rotation Alarm Pump

# Compressor Lubrication

## Manzel® DSL Lubricators and Pumps

### Ordering Information

Drive Ratio and Orientation	Former Code	Reservoir				
		R3: 4 pint, 3 station	R6: 8 pint, 6 station	R9: 12 pint, 9 station	R12: 16 pint, 12 station	R20: 20 pint, 15 station
1:1 End Rotary Right-hand (RH)	ER1R	24A456	24A458	24A460		
1:1 End Rotary Left-hand (LH)	ER1L	24A455	24A457	24A459		
37.5:1 End Rotary RH	ER3R	24A462	24A466	24A470	24A474	
37.5:1 End Rotary LH	ER3L	24A461	24A465	24A469	24A473	
75:1 End Rotary RH	ER4R	24A464	24A468	24A472	24A476	
75:1 End Rotary LH	ER4L	24A463	24A467	24A471	24A475	
283:1 End Rotary RH	DR1R	24A453		24A454		
283:1 End Rotary LH	DR1L					
40:1 Front Rotary RH	FS1R	24A478	24A486	24A494		
40:1 Front Rotary LH	FS1L	24A477	24A485	24A493		
60:1 Front Rotary RH	FS2R	24A480	24A488	24A496		24A503
60:1 Front Rotary LH	FS2L	24A479	24A487	24A495		24A502
40:1 Rear Rotary RH	BS1R	24A482	24A490	24A498		
40:1 Rear Rotary LH	BS1L	24A481	24A489	24A497		
60:1 Rear Rotary RH	BS2R	24A484	24A492	24A501		24A505
60:1 Rear Rotary LH	BS2L	24A483	24A491	24A499		24A504
1:1 Bottom Rotary RH	BR1R	24A506	24A508			
2.5:1 Bottom Rotary RH	BR2R	24A507	24A509			

Pumps sold separately. Please see previous page for pump options.

# Compressor Lubrication

## Model HP-15™ High Pressure Lubricators

### Features and Benefits

The high pressure lubricator comprises one to six integral sight and pump assemblies in a cast iron reservoir. The unit is designed for direct connection to an electric motor/speed reducer power source. A Manzel® terminal check valve is recommended in the lubrication system. When required to maintain proper oil viscosity, the reservoir can be fitted with an electric heater.

### Typical Applications

- Multi-stage gas compression

### Typical Fluids Handled

- Mineral or synthetic oil

### Technical Specifications

Number of Feeds	Max. Pressure	Reservoir Capacity (Quarts) (1)	Plunger Diameter (inches)	Drops Per Stroke		Cubic Inches Per Stroke		Cubic cm Per Stroke		Strokes Per Minute	
				Min.	Max.	Min.	Max.	Min.	Max.	Min.	Max.
1-6	18,000	7	1/4	1	4	0.002	0.008	0.033	0.113	3	36



562951

### Ordering Information

562918	HP-15 6 feed gear box without pumps
562919	HP-15 6 feed gear box with 6 HP-15 pumps
564272	HP-15 6 feed gear box with 6 HP-15 pumps and heater
562951	HP-15 pump
556700	HP-15 sight glass
563113	HP-15 plunger and cylinder assembly
564334	In-line check valve

# Compressor Lubrication

## Manzel® HP-50™ High Pressure Lubricators

### Features and Benefits

- Operating pressures to 60,000 psi for lubricating compressor and circulator cylinder walls, heavily loaded bearings and other moving parts
- Single plunger force feed design is highly efficient for injecting lubricants and/or compatible fluids into high pressure systems
- Vacuum sight feeds on self-contained pumping units show output of lubricant to individual lubrication points
- All working parts are totally enclosed and self-lubricated
- Individual pumping units easily removed for service
- Feed rate infinitely variable from minimum to maximum with simple hand adjustment



### Typical Applications

- Compressors and industrial equipment

### Typical Fluids Handled

- Mineral or synthetic oil

### Technical Specifications

Number of Feeds	Max. Pressure	Reservoir Capacity (Quarts) (1)	Plunger Diameter (Inches)	Drops Per Stroke		Cubic Inches Per Stroke		Cubic cm Per Stroke		Strokes Per Minute	
				Min.	Max.	Min.	Max.	Min.	Max.	Min.	Max.
1-4	60,000	9	1/4	1	4	0.002	0.008	0.033	0.113	3	36

### Ordering Information

HP-50 Pump	
562952	HP-50 Pump Assembly
HP-50 Lubricator Boxes	
564276	HP-50 Lubricator without Pumps or Options
562925	HP-50 Lubricator with 4 Pumps
562926	HP-50 Lubricator with 2 Pumps
562927	HP-50 Lubricator with 4 Pumps, Provision for Flange Mounted Auto Fill, and Nitrogen Purge Port
562928	HP-50 Lubricator with 4 Pumps, Low Level and Shaft Rotation Alarm
562929	HP-50 Lubricator with 4 Pumps, Provisions for Flange Mounted Auto Fill and Low Level in Fill Plate
564277	HP-50 Lubricator with 4 Pumps and Steam Heater
564278	HP-50 Lubricator with 3 Pumps and Steam Heater
564279	HP-50 Lubricator with 4 Pumps, Provision for Flange Mounted Auto Fill, Nitrogen Purge and Shaft Rotation/Low Level Alarm on Left
564280	HP-50 Lubricator with 4 Pumps, Provision for Flange Mounted Auto Fill, Nitrogen Purge and Shaft Rotation/Low Level Alarm on Right

564282	HP-50 Lubricator with 4 Pumps, Shaft Rotation and Low Level Alarm
564283	HP-50 Lubricator with 4 Lubricator Boxes with 15 Pumps, Provision for Center Mounted Motor and Base
258262	HP-50 Lubricator with 4 Pumps and Low Level
258263	HP-50 Lubricator with 4 Pumps, Provisions for Flange Mounted Auto Fill and Low Level in Fill Plate, and Proximity Switch Shaft Rotation Indicator on Right
HP-50 Accessories	
563111	HP-50 plunger and cylinder
564336	HP-50 check valve
558881	Electric heater, 120/240 VAC
563020	Shaft rotation alarm
563024	Low level
556808	Ren Oil Level Controller/Auto-fill, 5 psi maximum
558221	Garzo Oil Level Controller/Auto-fill, 70 psi maximum, Class 1, Groups C and D, Division I

# Compressor Lubrication

## Manzel® MVB Pump

### Features and Benefits

The MVB lubrication system is a single line, series progressive system which divides pump output into predetermined proportional amounts and distributes these amounts to points of lubrication.

- One main supply from single pump
- Central monitoring of normal operation
- Automatic proportioning of lubricant through positive displacement valves
- Quick indication of problem areas

### Typical Applications

- Compressors and reciprocating engines

### Typical Fluids Handled

- Oil

### Technical Specifications

Output per Pump in Pints (Liters) per Day

Single Camshaft rpm (pump strokes per min)	1/4 piston				3/8 piston			
	Min. Output Adj.		Max. Output Adj.		Min. Output Adj.		Max. Output Adj.	
	0.12456*(constant)		0.59832		0.29909*(constant)		1.4902	
20	2.49	(1.18)	11.97	(5.66)	5.98	(2.83)	29.92	(14.15)
30	3.74	(1.77)	17.95	(8.49)	8.97	(4.24)	44.88	(21.23)
40	4.98	(2.36)	23.93	(11.32)	11.96	(5.66)	59.84	(28.30)
50	6.23	(2.95)	29.92	(14.15)	14.95	(7.07)	74.80	(35.38)
60	7.47	(3.53)	35.90	(16.98)	17.95	(8.49)	89.76	(42.46)
70	8.72	(4.12)	41.88	(19.81)	20.94	(9.90)	104.72	(49.53)

\*Constant X strokes per minute = output in pints per day. For 2 and 3 lobe cams, multiply camshaft RPM times 2 or 3.

### Ordering Information

563565	MVB 0.250 in (6.35 mm) Piston Pump
563566	MVB 0.375 in (9.53 mm) Piston Pump
563920	Seal kit for MVB pump
563919	3/8 in piston and sleeve replacement
563918	1/4 in piston and sleeve replacement
557824	25 micron filter
557827	10 micron filter



563565



MVB Box lubricator

# Compressor Lubrication

## Manzel® MVB Box Lubricator Configurator

### Ordering Menu Code

MV – X – X – X – X

#### Drive

Code	(Former Code) – Description
A	(DAA) Ratchet Drive (102-2)
B	(DAB) Standard Drive (203-2)
C	(DAC) Standard Drive (207-2)
D	(DAD) Reverse Drive (303-2)
E	(DAE) 90-Degree Drive (401-2)
F	(DAF) Vertical Drive (501-2)
G	(NA) Tandem Drive

#### Gear Box Ratio and Mounting Base Option

Code	(Former Code) – Description	Code	(Former Code) – Description	Code	(Former Code) – Description
A	(RAA) 1:1 Ratio Gear Box	J	(RAE) 3:1 Ratio Gear Box	T	(RAJ) 8:1 Ratio Gear Box
D	(RAB) 1:2 Ratio Gear Box	M	(RAF) 1:4 Ratio Gear Box	U	(NA) 8:1 Ratio Gear Box with a KOA Base
E	(RAC) 2:1 Ratio Gear Box	N	(RAG) 4:1 Ratio Gear Box	W	(RAK) 16:1 Ratio Gear Box
H	(RAD) 1:3 Ratio Gear Box	S	(RAH) 1:8 Ratio Gear Box	X	(NA) 16:1 Ratio Gear Box with a KOA Base

#### Pump Station One Configuration\*

Code	Cam Style	Pump Size	Gauge PSI	Relief PSI	Code	Cam Style	Pump Size	Gauge PSI	Relief PSI
A	Single Lobe	No Pump	None	None	K	Double Lobe	1/4 in	10,000	4,600
B	Single Lobe	1/4 in	None	6,400	L	Double Lobe	3/8 IN	None	1,750
C	Single Lobe	1/4 in	3,000	2,350	M	Double Lobe	3/8 IN	3,000	1,750
D	Single Lobe	1/4 in	10,000	6,400	N	Triple Lobe	No Pump	None	None
E	Single Lobe	3/8 in	None	2,350	P	Triple Lobe	1/4 in	None	3,700
F	Single Lobe	3/8 IN	3,000	2,350	R	Triple Lobe	1/4 in	3,000	2,350
G	Double Lobe	No Pump	None	None	S	Triple Lobe	1/4 in	10,000	3,700
H	Double Lobe	1/4 in	None	4,600	T	Triple Lobe	3/8 IN	None	1,450
J	Double Lobe	1/4 in	3,000	2,350	U	Triple Lobe	3/8 IN	3,000	1,450

\*Former codes AOA and AOC referred to 1/4 in pump. Former codes AOB and AOD referred to 3/8 in pump. Former code POA referred to standard (2,350 psi) blowout indicator. Former codes GOA, GOB, GOC, and GOD referred to gauge options; choose from standard gauge options shown above.

#### Pump Station Two Configuration\*\*

Code	Cam Style	Pump Size	Gauge PSI	Relief PSI	Code	Cam Style	Pump Size	Gauge PSI	Relief PSI
A	Single Lobe	No Pump	None	None	K	Double Lobe	1/4 in	10,000	4,600
B	Single Lobe	1/4 in	None	6,400	L	Double Lobe	3/8 IN	None	1,750
C	Single Lobe	1/4 in	3,000	2,350	M	Double Lobe	3/8 IN	3,000	1,750
D	Single Lobe	1/4 in	10,000	6,400	N	Triple Lobe	No Pump	None	None
E	Single Lobe	3/8 in	None	2,350	P	Triple Lobe	1/4 in	None	3,700
F	Single Lobe	3/8 IN	3,000	2,350	R	Triple Lobe	1/4 in	3,000	2,350
G	Double Lobe	No Pump	None	None	S	Triple Lobe	1/4 in	10,000	3,700
H	Double Lobe	1/4 in	None	4,600	T	Triple Lobe	3/8 IN	None	1,450
J	Double Lobe	1/4 in	3,000	2,350	U	Triple Lobe	3/8 IN	3,000	1,450

\*\*Former codes BOA and BOC referred to 1/4 in pump. Former codes BOB and BOD referred to 3/8 in pump. Former code HOA referred to standard (2,350 psi) blowout indicator. Former codes JOA, JOB, JOC, and JOD referred to gauge options; choose from standard gauge options shown above.

#### NOTE: Motors for KOA base with 8:1 or 16:1 drives:

558289 (MOA) - 1/4 HP, 115/230 VAC, 60 Hz, single-phase, 1,725 rpm, TENV, 56F  
 558290 (MOB) - 1/4 HP, 230/460 VAC, 60 Hz, three-phase, 1,725 rpm, TENV, 56F



# Compressor Lubrication Accessories

## Manzel® Lube-Line Alert™

### Features and Benefits

- Indicates Flow or No-Flow at any point in the system ahead of the Lube-Line Alert inlet. Not affected by discharge pressure.
- Operates under continuous or intermittent low-flow rates
- Universal use—operates in any air free force feed lubrication system—any make lubricator
- Sensitive to a wide range of flow from .006 cubic inches to 190 cubic inches per minute
- Many type lubricants and viscosities—mineral or synthetic
- Time delay adjustment to compensate for viscosity and/or flow rate. Quick and easy to adjust.
- Explosion-proof—UL and CSA Listed for Class I Groups C and D and Class II Groups E, F and G. Division 1 and 2 when installed as per NEC 501.
- For connection to any electrical warning system—lights, sound devices, machinery shut-off relays, telephones, etc.
- A low-level and shaft rotation



563030

### Technical Specifications

UL and CSA Electrical Ratings.....	Single pole, Throw magnetically operated switch, 115 VAC, 60Hz, 10 watt, 28 VDC, 0.5 amp Resistive, 28 VDC, 0.5 amp Inductive
Maximum Switch Rating.....	350 VAC/VDC, 50 watt, 2 amp
Maximum Operating Pressure.....	10,000 psi
Minimum Pressure Drop Access Alert .....	150 psi
Flow Rate .....	0.006 in <sup>3</sup> to 190 in <sup>3</sup> /min @ 100 SUS 0.006 in <sup>3</sup> to 75 in <sup>3</sup> /min @ 2000 SUS
Fluid Viscosity.....	100 to 9000 SUS
Weight.....	0.6 lbs

### Ordering Information

Lube-Line Alert	
563030	N.C. Configuration w/Check Valves for 1/4 in O.D. Tube
563032	N.O. Configuration w/Check Valves and Fittings for 1/8 in NPTF Connections
Inlet Check Valves	
563042	with 1/4 in O.D. Tube Fitting (supplied with 563030)
563041	with 7/16-20 Straight Female Thread (supplied with 563032)
Outlet Check Valves	
563044	with 1/4 in O.D. Tube Fitting (supplied with 563030)
563043	with 7/16-20 Straight Female Thread (supplied with 563032)
Fittings	
556624	7/16-20 Straight Male Thread x 1/8 in NPTF (2 supplied with 563032)
Springs	
556944	Standard Springs (installed at factory)
556939	Light Spring for Low Flow Applicator*
Repair Parts	
556812	Switch Assembly
563031	Plunger and Bushing Assembly

\*When using the Light Spring 556939, fluid viscosity should not exceed 350 SUS.

# Compressor Lubrication Accessories

## Pneumatic/Electric Lube Sentry Valve

### Features and Benefits

The Lube Sentry Valve provides automatic warning and shutdown of compressors, pumps and engines when oil is not flowing properly to primary dividers in series type lube systems.

- Absence of check valves to avoid trapping contamination from included solids in the lubricant
- Bolted-together components simplifying maintenance. The microswitch assembly on the pneumatic valve can be removed without disturbing existing lines or shutting down the equipment being lubricated.

### Technical Specifications

Material.....	Steel
Max Pressure .....	6,000 psi (414 bar)
Flow Rate (per day) .....	4 to 400 pints (1.89 to 189.2 liters)
Pressure Drop.....	250 psi (17 bar)
Seals.....	Fluoroelastomer
Lubricant.....	Oil (450-2000 SUS)
Net Weight .....	0.5 lb (2.265 kg)
Operating Temperature .....	-20°F to 180°F (-29°C to 82°C)
Air Pressure (Max Pneumatic Valve) .....	125 psi (9 bar)
Electrical Rating .....	5 amps @ 125/250 VAC
	A, B or C @ 28 VDC, A- Inductive - 3 amp, B- Resistive - 5 amp, C- Max Inrush - 15 amp



563506

### Ordering Information

563506	Pneumatic Lube Sentry, Complete
563503	Pneumatic Valve
563502	Actuator
563505	Electric Lube Sentry, Complete
563504	Switch Assembly

# Compressor Lubrication Accessories

## Balancing Valve

### Features and Benefits

The Graco® Balancing Valve assists divider valves to accurately proportion lubricant at high differential pressures. It is recommended for use when a pressure difference greater than 1,000 PSI exists between two or more of the points in a Graco divider valve system.

- Balancing valve is not affected by downstream pressure, assures accurate flow to all lubrication points
- Balancing valve is field adjustable. Reduces on-site inventory costs as one model meets all your system needs.
- Balancing valve is in-line mounted, so it lowers installation costs
- Balancing valve uses a wear-resistant tungsten-carbide ball to reduce maintenance costs



### Technical Specifications

Material .....	Steel
Max Operating Pressure .....	6,500 psi
Adjustable .....	From 1,000 to 6,500 psi (Factory set at 3,000 psi)
Operating Temperature .....	-10°F to 250°F (-23°C to 121°C)
Lubricant .....	Oil
Seals .....	Fluoroelastomer
Net Weight .....	1.19 lb (0.54 kg)

### Ordering Information

563230	Balancing Valve
563911	Valve Seal Kit

# Index

Part No.	Page No.	Part No.	Page No.	Part No.	Page No.
15K740	55, 101, 103, 117	17K061	101	24A455	141
15K783	55, 101, 103, 117	17K062	101	24A456	141
15K784	103	17K063	102, 112, 117	24A457	141
15M037	103	17K601	62	24A458	141
15M045	101, 103	17K602	62	24A459	141
15M442	124	17K603	62	24A460	141
15R993	80	17K604	62	24A461	141
15R994	80	17L366	98, 127	24A462	141
15U854	85	17L372	127	24A463	141
15U855	85	17L440	65, 103	24A464	141
15U856	85	17L441	65, 103	24A465	141
15U857	82	17L442	65, 103	24A466	141
15U858	30	17L449	100	24A467	141
15U859	30	17L545	100	24A468	141
15U860	30	17L546	100	24A469	141
15W165	116	17L547	65, 103	24A470	141
15X624	51	17L548	100	24A471	141
15X625	52	17L550	65	24A472	141
15X626	52	17L648	100	24A473	141
15X667	51	17L649	100	24A474	141
15X668	51	17L650	100	24A475	141
15X669	51	17L651	65	24A476	141
15X670	51	17L652	65, 103	24A477	141
15X671	51	17L653	65, 103	24A478	141
15X672	51	17L754	62	24A479	141
15X673	51	17L755	62	24A480	141
15X674	51	17L879	9, 19, 65, 93	24A481	141
15X675	52	17L880	93	24A482	141
15X676	52	17L881	93	24A483	141
15X677	52	17L941	100	24A484	141
15X678	52	17L942	100	24A485	141
15X679	52	17L983	19, 93	24A486	141
15X680	52	17M380	93	24A487	141
15X681	52	17N453	62	24A488	141
15X682	52	17N454	62	24A489	141
15X683	51	17N455	62	24A490	141
15X684	51	17N456	62	24A491	141
15X685	51	17N457	62	24A492	141
15X686	51	17N458	62	24A493	141
15X687	51	17N926	18	24A494	141
15X688	51	17P336	100	24A495	141
15X689	51	17P337	100	24A496	141
15X690	51	17P750	35	24A497	141
15X691	52	17P751	35	24A498	141
15X692	52	17P752	35	24A499	141
15X693	52	17P753	35	24A501	141
15X694	52	17R565	100	24A502	141
15X695	52	17R566	100	24A503	141
15X696	52	17R569	100	24A504	141
15X697	52	17R571	100	24A505	141
15X698	52	17R572	100	24A506	141
15X699	52	17R703	9	24A507	141
15X700	52	17S107	112, 115	24A508	141
15X701	52	17S392	62	24A509	141
15X702	52	17S393	62	24A918	63
15X703	52	17S394	62	24A919	56
15X704	52	17S395	62	24A920	56
15X705	52	17S396	62	24A921	56
15X706	52	17S477	115	24A922	56
15Y069	74	17S552	100	24A923	56
15Y070	74	17S553	100	24A924	56
16A169	101	17S554	100	24B219	85
16A171	101	17S555	100	24B237	83
16A172	101	17S968	112, 115	24B239	83
16P368	74	17S969	112, 115	24B240	83
16T671	105	17S970	112, 115	24B241	83
16T854	17, 20	17T176	35	24B359	63
16U217	70, 76, 80	17T177	35	24B360	56
16U790	20	17T178	35	24B427	29
16V678	127	17T179	35	24B474	73
17B168	56, 58	17T193	35	24B475	73
17B169	56, 58	17T194	35	24B476	73
17B780	56, 58	17T195	35	24B477	73
17B781	56, 58	17T196	35	24B478	73
17B782	56, 58	17T780	100	24B479	73
17B783	56, 58	17T781	100	24B480	73
17B785	56, 58	17U217	35	24B481	73
17B879	56, 58	17Y489	62	24B482	73
17B880	56, 58	17Y498	62	24B483	73
17C750	34, 35, 65	17Y510	62	24B495	74
17C751	35	17Y511	62	24B496	74
17C752	35	17Y689	100	24B591	106
17C753	34, 35	18C750	35	24B596	106
17D023	102	18C751	35	24B677	56, 58
17D024	102	18C752	35	24E240	56
17G007	105	18C753	35	24E241	56
17G422	101	19C752	35	24E242	56
17J423	72	20C752	35	24E243	56
17J939	19	24A453	141	24E244	56
17J999	18	24A454	141	24E245	56

# Index

Part No.	Page No.	Part No.	Page No.	Part No.	Page No.
24E389	56	24P686	105	24X302	57
24E390	56	24P687	105	24X303	57
24E391	56	24P731	20	24X304	57
24E392	56	24P976	87	24X305	57
24E393	56	24P977	87	24X306	57
24E394	56	24P978	87	24X307	57
24F201	56	24R127	85	24X401	61
24F508	56	24R631	74	24X402	61
24F509	56	24R632	74	24X403	61
24F510	56	24R633	74	24X405	61
24F511	56	24R952	127	24X606	105
24F512	56	24T296	87	24X694	34
24F513	56, 58	24T306	139	24X743	120
24F514	56, 58	24U750	138	24X807	61
24F543	56	24V068	138	24X817	61
24F544	56	24V204	85	24Y079	35
24F545	56	24V531	85	24Y080	35
24F546	56	24V837	18	24Y081	35
24F548	56	24W335	119	24Y082	35
24F550	56	24W401	57	24Y407	124
24F551	56	24W402	57	24Y408	124
24F552	56	24W403	57	24Y498	35
24F553	56	24W404	57	24Y499	34, 35
24F554	56	24W405	57	24Z020	35
24F555	56, 58	24W406	57	24Z021	35
24F556	56, 58	24W407	57	24Z022	35
24F596	76	24W408	57	24Z023	35
24F597	76	24W482	119	24Z024	35
24F598	76	24W483	57	24Z025	35
24F599	76	24W484	57	24Z026	35
24F600	76	24W485	57	24Z027	35
24F601	76	24W486	57	24Z028	34, 35
24F943	56, 58	24W487	57	24Z029	35
24F944	56	24W488	57	24Z030	35
24G485	69	24W489	57	24Z050	35
24G486	69	24W490	57	24Z051	35
24G487	69	24W491	57	24Z052	35
24G488	69	24W492	57	24Z053	34, 35
24G489	69	24W493	57	24Z054	35
24G490	69	24W494	57	24Z055	35
24H681	85	24W495	56, 58	24Z056	35
24H994	119, 120	24W501	57	24Z057	35
24J391	134, 139	24W502	57	24Z058	35
24J392	134, 139	24W503	57	24Z059	35
24J393	134, 139	24W504	57	24Z060	35
24J394	139	24W505	57	24Z061	35
24J395	139	24W506	57	24Z062	35
24J396	139	24W507	57	24Z477	64
24J397	139	24W601	57	24Z478	64
24J398	139	24W602	57	24Z479	64
24J399	139	24W603	57	24Z480	64
24K414	19, 95	24W604	57	24Z481	64
24K415	87	24W605	57	24Z482	64
24K466	139	24W606	57	24Z483	64
24K466	134, 137, 139	24W607	57	24Z484	64
24M478	20	24W623	119	24Z485	64
24M479	20	24W633	138	24Z486	64
24M480	20	24W634	138	24Z487	64
24M481	20	24W635	138	24Z488	64
24M482	20	24W636	138	24Z489	64
24M483	20	24W701	57	24Z490	64
24M484	20	24W702	57	24Z491	64
24M644	19, 102	24W703	57	24Z492	64
24N180	95, 127	24W704	57	24Z493	64
24N181	19, 95, 127	24W705	57	24Z494	64
24N182	20	24W706	57	24Z495	64
24N351	20	24W707	57	24Z496	64
24N373	74	24W801	57	24Z497	64
24N382	74	24W802	57	24Z498	64
24N402	20	24W803	57	24Z499	64
24N405	28	24W804	57	24Z500	64
24N406	28	24W805	57	24Z501	64
24N407	28	24W806	57	24Z502	64
24N408	28	24W807	57	24Z503	64
24N409	28	24W808	57	24Z504	64
24N468	105	24W901	57	24Z505	64
24N915	69	24W902	57	24Z506	64
24N916	69	24W903	57	24Z507	64
24N917	69	24W904	57	24Z508	64
24N918	69	24W905	57	24Z509	64
24N919	69	24W906	57	24Z510	64
24N920	69	24W907	57	24Z511	64
24N945	74	24W913	57	24Z512	64
24N948	74	24W914	57	24Z526	119
24N949	74	24W915	57	24Z660	112, 115
24N951	74	24W981	105	24Z675	80
24N952	74	24X027	75	24Z681	54, 114, 116
24P295	18	24X028	75	24Z682	54, 114, 116
24P296	18	24X029	75	24Z683	54, 114, 116
24P314	105	24X030	75	24Z684	54, 114, 116

# Index

Part No.	Page No.	Part No.	Page No.	Part No.	Page No.
24Z685	54, 114, 116	25N730	65	77X513	127
24Z686	54, 114, 116	25N827	9	77X514	127
24Z714	94	25R001	129	77X515	127
24Z715	94	25R318	129	77X521	127
24Z716	94	25R800	9	77X522	127
24Z719	94	25R801	9	77X523	19, 98, 127
24Z720	94	25R802	9	77X524	127
24Z764	112, 115	25R803	9	77X540	127
24Z808	54, 114, 116	25R804	9	77X541	98, 127
24Z809	119	25R806	9	77X542	17, 19, 127
24Z810	119	25R807	9	77X543	127
24Z811	119	25R808	9	77X544	127
24Z812	119	25R809	9	77X545	127
24Z813	119	25R810	9	77X546	127
24Z888	54	25T641	61	77X960	126
24Z889	54	25T642	61	77X990	126
24Z890	54	25T643	61	94G000	12
24Z891	54	25T644	61	94G001	12
24Z892	54	25T645	61	94G002	12
24Z893	54	25T646	61	94G003	12
24Z958	112, 115	25T649	61	94G004	12
24Z959	112, 115	26A318	114, 117	94G005	12
24Z962	18, 112, 115	26A319	19, 114, 117	94G006	11
25A080	62	26A320	19, 114, 117	94G007	11
25A081	62	26A404	117	94G008	11
25A118	119	26A405	117	94G009	11
25A170	114, 115	26A406	117	94G010	11
25A189	123	26A478	65	94G011	11
25A202	85	26A479	65	94G012	12
25A209	85	26A782	94	94G013	12
25C264	85	26A814	107, 129	94G014	12
25C265	85	26A853	107, 129	94G015	12
25C849	112, 113, 116	26A855	107, 129	94G016	12
25C850	112, 113, 116	26A882	107, 129	94G017	12
25C851	112, 113, 116	26A883	107, 129	94G018	11
25C852	112, 113, 116	26A884	129	94G019	11
25C853	112, 113, 116	26A888	107, 129	94G020	11
25C854	112, 113, 116	26A889	129	94G021	11
25C855	112, 113, 116	26A910	9, 18	94G022	11
25C856	112, 113, 116	26C029	19	94G023	11
25C857	112, 113, 116	26C030	18	94G024	12
25C858	112, 113, 116	26C081	116	94G025	12
25C859	112, 113, 116	26C100	116	94G026	12
25C965	115	26C101	116	94G027	12
25C966	115	26C104	116	94G028	12
25C971	112, 117	26C105	116	94G029	12
25C972	112, 117	26C176	18	94G030	12
25C973	112, 117	26C326	117	94G031	12
25C974	112, 117	26C419	85	94G032	12
25C975	112, 117	26C432	19	94G033	12
25C976	112, 117	26C433	19	94G034	12
25C977	112, 117	26C521	85	94G035	12
25C978	112, 117	26C825	9	94G036	11
25C979	112, 117	26C826	9	94G037	11
25C980	112, 117	26G204	14	94G038	11
25C981	9, 112, 115	26G205	14	94G039	11
25C982	9, 112, 115	77X000	126	94G040	11
25C983	112, 115	77X001	125, 126, 127	94G041	11
25C985	115	77X002	126	94G042	11
25C986	115	77X003	126	94G043	11
25C987	115	77X011	126	94G044	11
25C988	114, 116	77X012	126	94G045	11
25C989	114, 116	77X013	126	94G046	11
25C990	112, 113	77X014	126	94G047	11
25C991	112, 113	77X015	126	94G048	12
25C992	112, 113	77X016	126	94G049	12
25C993	112, 113	77X100	127	94G050	12
25D012	114, 116	77X101	127	94G051	12
25D013	114, 116	77X102	126, 127	94G052	12
25D084	113, 116	77X103	127	94G053	12
25D096	124	77X104	127	94G054	12
25D216	116	77X105	127	94G055	12
25D217	116	77X111	127	94G056	12
25D336	62	77X112	127	94G057	12
25D338	115	77X121	127	94G058	12
25E349	62	77X122	127	94G059	12
25E893	140	77X202	127	94G060	12
25E935	64	77X203	127	94G061	12
25M496	65, 103	77X204	127	94G062	12
25M497	65, 103	77X205	127	94G063	11
25M498	65, 103	77X300	127	94G064	11
25M499	65, 103	77X301	127	94G065	11
25M544	117	77X304	127	94G066	11
25M602	20, 94	77X305	127	94G067	11
25M603	20, 94	77X402	127	94G068	11
25M604	94	77X403	127	94G069	11
25N101	61	77X500	127	94G070	11
25N104	61	77X510	127	94G071	11
25N106	61	77X511	127	94G072	11
25N109	61	77X512	127	94G073	11

# Index

Part No.	Page No.	Part No.	Page No.	Part No.	Page No.
94G074	11	96G110	16	96G224	15
94G075	11	96G111	16	96G225	15
94G076	11	96G112	16	96G226	15
94G077	11	96G113	15	96G227	15
96G000	14	96G115	16	96G228	15
96G001	14	96G116	16	96G235	16
96G002	14	96G118	15	96G237	14
96G003	14	96G119	15	96G238	14
96G005	14	96G120	15	96G239	14
96G006	14	96G121	15	96G240	14
96G007	14	96G122	15	96G241	14
96G008	14	96G123	15	96G243	14
96G011	14	96G124	15	96G258	14
96G012	14	96G125	16	100040	102
96G013	14	96G126	16	100054	102
96G014	14	96G127	16	100206	101
96G017	15	96G128	15	100848	102
96G018	15	96G132	16	100854	102
96G019	15	96G133	16	102814	18
96G020	15	96G135	14	105474	35
96G021	15	96G136	14	110712	102
96G023	15	96G137	14	111697	102
96G024	15	96G138	14	113093	102
96G025	15	96G139	14	114901	61
96G026	15	96G140	14	114902	61
96G027	14	96G141	15	114903	61
96G028	14	96G142	15	114904	61
96G029	14	96G143	15	114905	61
96G030	15	96G144	15	114909	61
96G031	15	96G145	15	114911	61
96G032	15	96G146	15	114912	61
96G033	14	96G147	14	114913	61
96G034	14	96G148	14	114914	61
96G035	15	96G149	14	114915	61
96G036	15	96G150	14	114916	63
96G037	15	96G151	15	115010	80
96G038	14	96G152	15	115120	62
96G039	14	96G153	16	115122	18
96G040	14	96G154	16	115124	95, 124, 127
96G041	14	96G155	15	117206	61
96G042	14	96G156	15	117832	100
96G043	14	96G157	16	118206	61
96G044	14	96G158	16	121474	19, 35, 117
96G045	14	96G159	15	121654	51
96G048	14	96G160	15	121655	51
96G049	14	96G161	16	121656	51
96G050	14	96G162	16	121657	51
96G051	14	96G163	14	121658	52
96G052	14	96G164	15	121659	52
96G053	14	96G165	16	121660	52
96G055	14	96G166	15	121661	52
96G056	14	96G167	14	121662	52
96G057	14	96G168	15	121663	52
96G058	14	96G169	16	121664	52
96G059	14	96G171	14	121665	52
96G060	14	96G172	14	121666	52
96G061	14	96G174	16	121667	52
96G062	14	96G175	16	121668	52
96G068	14	96G176	16	121669	52
96G069	14	96G177	15	121670	52
96G070	14	96G178	15	121671	52
96G071	14	96G182	14	121672	52
96G072	14	96G183	15	122276	66, 72, 76
96G073	14	96G184	14	122545	30
96G075	14	96G186	16	122546	30
96G076	14	96G188	16	122547	30
96G077	14	96G189	14	122548	30
96G078	14	96G190	16	122549	30
96G079	14	96G192	14	122550	30
96G080	14	96G194	14	122551	30
96G081	14	96G195	16	122552	30
96G082	14	96G196	14	122553	30
96G088	15	96G197	15	122554	30
96G089	15	96G198	14	122555	30
96G090	15	96G199	14	122556	30
96G092	15	96G201	16	122557	30
96G093	15	96G207	17	122558	30
96G094	15	96G208	17	122559	30
96G096	15	96G209	17	122560	30
96G097	15	96G210	17	122561	30
96G098	16	96G211	17	122562	30
96G099	16	96G212	17	122563	30
96G100	16	96G213	17	122564	30
96G103	15	96G214	17	122565	30
96G104	15	96G215	17	122566	30
96G105	15	96G217	17	122567	30
96G106	15	96G220	14	122568	30
96G107	15	96G221	15	122569	30
96G108	15	96G222	15	122570	30
96G109	15	96G223	15	122571	30

# Index

Part No.	Page No.	Part No.	Page No.	Part No.	Page No.
122572	30	126219	12	162024	102
122573	30	126220	12	165198	101
122574	30	126247	74	200389	43
122575	30	126248	74	224751	124
122576	30	126249	74	239887	124
122577	30	126250	74	241234	62
122578	30	126251	74	241485	124
122579	30	126252	74	241486	124
122580	30	126311	20, 94	241572	124
122581	31	127012	102	241573	124
122582	31	127123	20	243159	124
122583	31	127145	102	243170	124
122584	31	127512	102	243191	124
122585	31	127513	102	243501	124
122586	31	127514	102	244023	124
122587	31	127515	102	247443	123, 124
122588	31	127551	100	247444	124
122589	31	127552	65, 100	247450	123, 124
122590	31	127553	65, 100	247456	124
122591	31	127554	100	247457	124
122592	31	127555	65, 100	247538	124
122593	31	127722	101	247540	123, 124
122594	31	127723	101	247574	124
122595	31	127724	101	247575	124
122596	31	127725	101	247700	124
122597	31	127780	9	247701	127
122598	31	127782	112, 115	247702	127
122789	53	127783	9	247703	124
122790	53	128006	100	247704	124
122791	53	128254	35	247705	124
122792	53	128255	35	247706	124
122793	53	128256	119	247707	124
122794	53	128257	35	247886	19, 114, 117
122795	53	128305	35	247902	124
122796	53	128561	65, 100	247970	124
122797	53	128562	65, 100	256778	21
122798	53	128563	65, 100	256907	140
122799	53	128564	65, 100	256908	140
122800	53	128565	65, 100	256929	140
122801	53	128566	102	258262	143
122804	51	128567	102	258263	143
122805	51	128568	102	258295	85
122806	51	128570	65, 100	258301	85
122807	51	128571	65, 100	258347	85
122808	51	128572	65, 100	258348	119, 120
122825	52	128573	65, 100	260067	19, 92
122826	52	128579	65, 100	312349	124
122827	52	128580	65, 100	553322	23
122841	53	128581	100	555406	80
122861	53	128582	65, 100	555453	101
122862	53	128862	100	555457	74
122863	53	129031	98	555726	65, 100, 103
122864	53	129520	29	555727	103
122865	53	129644	112, 115	555741	130
122866	53	129752	116	555742	130
122868	53	129755	112, 115	555743	130
122869	53	129759	112, 115	555749	101, 103
122885	53	129761	115	555808	54
122886	53	129763	115	555888	102
122887	53	129781	29	556011	29
122888	53	129801	115	556012	29
122889	53	129871	115	556013	29
122890	53	129872	115	556014	29
122891	53	130280	94	556015	29
122895	30, 31	130281	100	556018	29, 41
122896	31	130282	94	556019	29, 41
122897	31	130283	94	556026	139
122898	31	131164	100	556031	97
122899	31	131169	115	556032	97
122989	53	131200	115	556327	72
122990	53	131214	94	556371	67, 70, 76
123358	11, 12, 20	131215	94	556402	101, 103
124089	98	131216	94	556403	101, 103
124090	98	132089	19	556404	101
124091	98	132090	19	556407	102, 103
124092	98	132091	19	556408	101
124113	98	132092	19	556416	101
124114	98	132093	19	556419	102
124115	98	132154	19	556420	18, 102, 103
124300	19, 20, 94	132155	19	556424	82
124301	20, 94	132163	19	556427	78
124333	20, 94	132187	18	556429	102
124594	20, 94	132188	19	556430	78
124595	20	150287	101	556448	103
124640	20	156022	101	556513	72
125910	18	156296	101	556514	72
126005	18	156580	101	556540	72, 76
126070	139	156849	101	556568	72
126217	11, 12	158683	101	556570	72
126218	12	159842	101	556572	80



# Index

Part No.	Page No.	Part No.	Page No.	Part No.	Page No.
556586	54	557516	67	558156	50
556587	54	557517	67	558157	50
556624	146	557518	67	558158	50
556632	103	557519	67	558159	50
556633	103	557520	67	558189	50
556634	65, 100, 103	557546	92	558220	50
556635	103	557547	31	558221	143
556636	55, 103	557559	99	558289	137, 145
556637	55, 103	557641	32, 33	558290	137, 145
556638	55, 103, 117	557700	98	558291	137
556639	55, 103	557713	25	558292	137
556640	55, 103	557721	72	558293	137
556642	55, 103	557731	70, 76	558294	137
556643	55, 103	557732	70, 76	558295	137
556644	55, 103, 117	557733	70, 76	558296	32, 50
556645	55, 103	557734	70, 76	558297	99
556646	55, 103	557735	70, 76	558298	99
556647	55, 103	557736	70, 76	558306	51
556648	55, 103	557737	72	558307	51
556649	103	557738	70	558308	51
556650	103	557739	70	558309	51
556652	103	557740	70	558310	51
556653	103	557741	93	558311	53
556656	103	557745	93	558312	53
556660	55, 103, 117	557746	93	558313	53
556661	103	557747	93	558314	53
556662	103	557752	93	558315	53
556666	55, 103	557766	80	558316	53
556670	103	557767	80	558317	53
556677	50	557768	80	558318	53
556687	130	557769	80	558319	53
556688	130	557770	80	558320	53
556689	130	557771	80	558321	53
556690	130	557772	80	558322	53
556691	130	557774	80	558323	53
556692	130	557781	19, 37, 39, 92	558324	53
556693	130	557803	97	558325	53
556694	130	557804	97	558326	53
556700	142	557805	97	558327	53
556721	130	557806	97	558328	53
556722	130	557807	97	558329	53
556723	130	557808	97	558330	53
556724	130	557810	26	558331	53
556725	130	557811	97	558332	53
556762	101, 103	557813	28	558633	74
556763	101, 103	557814	28	558795	102
556764	101, 103	557815	28	558799	70, 76
556808	143	557816	28	558881	143
556812	146	557817	28	558895	28
556939	146	557818	28	558899	33
556944	146	557819	28	558906	55
557132	98	557820	28	558910	102
557134	85, 97	557821	26	558933	93
557153	98	557822	26	558938	93
557154	98	557824	98, 144	558947	95
557207	137	557825	26, 37	558948	99
557208	137	557826	32, 33, 39	558949	28
557213	71	557827	98, 144	558950	28
557214	71	557828	95	558951	28
557215	71	557829	37, 95	558953	28
557225	71	557830	95	558954	28
557226	71	557864	44, 45, 99	558955	28
557270	22, 23, 25, 137	557866	99	558956	28
557271	22, 23, 25, 137	557877	55	558959	43
557272	22, 23, 25	557880	55	559037	137
557273	22, 23, 25	557898	54	560477	85
557278	99	557901	54	560478	85
557285	21	557925	42	560528	102, 103
557286	26	557941	114, 117	560530	101, 103
557287	21	557943	55	560532	101, 103
557293	26	557944	55, 100, 102	560533	101, 103
557323	78	557945	55	560534	101, 103, 117
557349	70, 76, 102	557946	55	560535	102
557352	99	557947	55	560537	102
557374	55	557950	102, 103	560540	102
557391	78	557954	103	560541	102
557392	101, 103, 117	557955	103	560542	102
557393	101, 103, 117	557963	55	560543	102
557395	55, 101, 103	557966	115	560576	78
557422	90	557968	103	560577	78
557423	90	557969	102	560591	82
557488	78	557997	28	560592	82
557489	78	557998	28	560593	82
557490	78	558021	71, 94	560594	82
557491	78	558022	71, 94	560595	82
557492	78	558023	94	560596	82
557493	78	558024	94	560597	82
557494	78, 82	558025	94	560598	82
557509	78	558026	94	560600	82
557515	67	558031	32, 33, 109	560601	82

# Index

Part No.	Page No.	Part No.	Page No.	Part No.	Page No.
560602	82	562582	82	562833	80
560603	82	562583	82	562834	80
560604	82	562584	82	562835	80
560605	82	562585	82	562837	29
560606	82	562627	140	562838	29
560620	78	562629	140	562839	29
560643	67	562642	99	562840	29
560645	67	562647	99	562841	29
560734	35	562653	66	562842	29
560919	70, 76	562654	66	562843	29
560920	72, 76	562655	66	562844	29
560936	70, 76	562656	66	562845	41
560943	70, 76	562657	66	562846	41
560953	71	562658	66	562847	29
560956	74	562659	66	562849	29
560973	74	562660	70	562850	29
560974	74	562679	75	562851	29
561029	80	562680	75	562852	29
561031	85, 98	562681	75	562854	40
561032	85	562682	75	562855	40
561067	28	562683	75	562857	43
561102	78, 80	562684	75	562858	48
561113	55	562685	75	562860	48
561114	55	562686	75	562861	48
561131	55	562687	75	562872	109
561132	55	562688	75	562880	97
561143	50	562689	75	562881	97
561215	50	562690	75	562882	97
561216	50	562711	69	562883	97
561217	50	562712	69	562884	37, 39, 45
561218	50	562713	69	562885	37, 39, 45
561219	50	562714	69	562886	37, 39
561220	50	562715	69	562887	37, 39
561430	102	562716	69	562888	37, 39
562500	67	562717	69	562889	36, 38, 45
562501	67	562718	69	562890	36, 38, 45
562502	67	562720	69	562891	36, 38
562503	67	562721	69	562892	22, 24, 25, 42
562504	67	562722	69	562893	22, 24, 25, 42
562505	67	562723	69	562894	24, 25
562508	67	562724	69	562895	22, 24, 25, 47
562509	67	562725	69	562896	22, 23, 24, 25, 42, 47
562510	67	562726	69	562897	23, 24, 25, 42, 47
562511	67	562727	69	562898	23, 24, 25, 47
562512	67	562729	69	562899	23, 24, 25, 47
562513	67	562730	69	562902	24
562514	77	562731	69	562903	24
562515	77	562732	69	562904	36, 38, 45
562516	77	562733	69	562905	37, 39, 45
562517	77	562734	69	562906	37, 39
562518	78	562735	69	562907	42
562519	78	562736	69	562908	23, 25
562520	78	562737	69	562910	37, 39
562521	78	562738	69	562911	37
562522	78	562739	69	562916	78
562523	78	562740	69	562917	78
562524	78	562741	69	562918	142
562525	78	562742	69	562919	142
562526	78	562743	69	562925	143
562527	78	562744	69	562926	143
562528	78	562745	69	562927	143
562529	78	562746	69	562928	143
562530	78	562747	69	562929	143
562531	78	562748	69	562949	130
562532	78	562755	73	562950	130
562533	78	562756	73	562951	142
562534	78	562757	73	562952	143
562535	78	562758	73	562988	130
562536	78	562759	73	562994	85
562538	77	562760	73	562995	103
562539	77	562813	80	563013	137
562540	77	562814	80	563014	27, 37, 42
562541	77	562815	80	563015	22, 25, 37, 39, 42
562542	77	562816	80	563016	25, 37, 39, 42
562543	77	562817	80	563020	143
562545	77	562818	80	563024	143
562546	77	562819	80	563030	146
562569	78	562820	80	563031	146
562570	81	562821	80	563032	146
562571	81	562822	80	563041	146
562572	81	562823	80	563042	146
562573	81	562824	80	563043	146
562574	81	562825	80	563044	146
562575	81	562826	80	563046	99
562576	81	562827	80	563047	99
562577	81	562828	80	563048	85, 99
562578	82	562829	80	563049	85, 99
562579	82	562830	80	563051	99
562580	82	562831	80	563052	99
562581	82	562832	80	563054	99

# Index

Part No.	Page No.	Part No.	Page No.	Part No.	Page No.
563055	99	563212	103	563376	33
563058	99	563213	103	563378	39
563060	99	563214	103	563379	33
563061	99	563215	103	563380	24, 25
563068	96	563221	90	563383	23, 25, 47
563069	96	563222	90	563384	25
563070	96	563223	90	563385	25
563072	40	563224	90	563386	22, 23, 25
563073	97	563225	90	563387	22, 23, 25
563074	71, 97	563226	90	563388	22, 23, 25
563075	96	563228	90	563389	22, 23, 25
563076	96	563229	90	563393	44
563077	96	563230	148	563421	70, 76
563078	96	563231	88	563422	70, 76
563079	96	563232	88	563424	70, 76
563080	96	563233	88	563425	70, 76
563091	85, 97	563234	88	563427	93
563092	97	563235	88	563435	72, 76
563093	97	563236	88	563436	72, 76
563094	97	563237	88	563437	72, 76
563095	97	563239	88	563438	72, 76
563096	97	563240	88	563439	72, 76
563097	97	563241	88	563440	72, 76
563100	97	563242	88	563444	70, 76
563101	139	563243	88	563447	70
563102	98	563244	88	563448	71
563103	98	563245	88	563451	70
563111	143	563250	92	563452	71
563113	142	563251	70, 76, 92	563453	71
563127	85	563252	88	563454	71
563128	85	563253	88	563455	71
563129	85	563254	88	563456	71
563130	85	563255	88	563460	71
563131	85	563256	88	563461	71
563132	85	563257	88	563463	71
563137	21	563258	88	563464	71
563146	103	563260	92	563465	72, 76
563147	103	563269	92	563467	71
563148	103	563270	66, 92	563468	71
563150	103	563271	66, 92	563469	70, 76
563154	103	563272	70, 92	563470	70, 76
563156	18, 89	563273	70, 92	563471	70, 76
563157	18, 89	563275	86	563472	70, 76
563158	18, 89	563276	86	563476	93
563159	18, 89	563277	82	563477	93
563160	18, 44, 89	563278	82	563478	93
563161	18, 89	563279	70	563479	97
563162	32, 50, 89	563287	78	563480	97
563164	89	563301	31	563482	71
563165	89	563303	28	563483	71
563166	89	563304	36	563484	93
563167	89	563305	49	563485	93
563168	89	563306	36	563486	93
563169	89	563307	49	563489	85, 98
563170	89	563308	36	563493	71
563171	89	563315	37, 39, 42	563494	71
563172	89	563316	25, 37, 39, 42	563495	87, 93
563173	89	563317	22, 25, 37, 39, 42	563501	93
563174	89	563318	37, 42	563502	147
563175	89	563319	36, 38	563503	147
563176	89	563320	36, 38	563504	147
563178	101, 103	563321	36, 38	563505	147
563179	25, 91	563322	22, 23, 25, 37, 39, 42, 47	563506	147
563182	91	563323	21, 36	563507	98
563183	91	563324	21, 36	563508	98
563184	25, 91	563325	37	563509	98
563185	91	563326	37	563510	98
563186	91	563327	37	563511	98
563187	91	563329	36	563512	98
563188	91	563330	21, 36	563513	98
563191	91	563331	21, 36	563514	98
563192	91	563332	37, 39, 42	563515	98
563193	91	563337	36	563516	98
563194	91	563339	37	563517	98
563195	99	563340	37	563518	80
563196	99	563341	37	563519	80
563197	99	563345	49	563520	80
563198	99	563346	21	563521	80
563199	99	563355	21, 36	563522	80
563200	99	563356	21	563524	80
563201	99	563358	38	563525	80
563202	99	563359	38	563526	80
563203	99	563361	38	563527	80
563205	99	563362	38	563555	66
563206	99	563363	38	563557	28
563207	99	563364	38	563558	26
563208	99	563365	38	563559	98
563209	99	563367	38	563560	98
563210	99	563374	33	563561	98
563211	99	563375	33, 99	563563	98

# Index

Part No.	Page No.	Part No.	Page No.	Part No.	Page No.
563565	144	563941	85	564342	97
563566	144	563942	85	564343	97
563571	42	563945	39	564350	103
563572	42	563952	91	564352	103
563573	42	563954	91	564355	90
563574	42	563955	91	564356	66, 92
563575	42	563956	91	564357	92
563576	42	563957	91	564365	44
563577	42	563959	91	564375	38
563578	42	563960	91	564376	33
563579	42	563961	91	564377	25
563580	45	563962	24, 91	564378	44
563589	119	563963	91	564379	44
563590	119	563964	91	564381	44
563593	119	563965	24, 91	564383	44
563625	119	563966	91	564384	44
563644	119, 120	563970	93	564385	44
563645	119, 120	563984	114	564386	44
563646	119, 120	563994	114	564387	44
563647	120	564003	97	564389	44
563648	119, 120	564004	97	564399	93
563654	119, 120	564005	97	564400	93
563655	119, 120	564006	97	564401	93
563706	119, 120	564007	97	564402	93
563727	120	564008	97	564403	93
563728	119, 120	564009	97	564406	98
563759	103	564010	97	564411	28
563762	42	564012	46	564412	26
563769	54	564015	137	564413	26
563770	55	564019	50	564414	26
563776	103	564020	50	564415	26
563777	103	564021	50	564417	98
563789	116	564022	50	564419	45
563796	116	564023	50	564420	45
563810	122	564024	50	564421	45
563814	119	564025	50	564422	45
563824	122	564026	50	564423	45
563829	121	564027	50	564439	32
563840	121	564028	50	564443	85
563842	121	564029	50	564444	85
563848	121	564030	50	564445	85
563850	121	564031	50	567251	70, 76
563851	121	564032	50	567270	23
563852	121	564033	50	567272	22
563853	122	564034	50	568906	44
563854	119, 120	564035	50	571026	18
563855	122	564036	50	571028	18
563856	120	564038	50	571030	18
563857	120	564039	50	571031	18
563858	119, 120	564040	50	571032	18
563859	120	564041	50	571033	18
563860	120	564042	50	571036	18
563862	120	564043	50	571041	17, 18
563863	122	564044	50	571058	18
563864	122	564045	50	571063	18
563865	121	564046	50	571064	19
563866	121	564047	50	571070	18
563874	119	564053	50, 98	571071	18
563877	122	564058	137	571159	18
563878	121	564059	91	571162	19
563880	121	564065	32	571167	19
563881	121	564067	32	571169	20
563888	119	564068	32	571170	20
563893	122	564086	114	571171	20
563895	122	564090	116	571172	20
563896	122	564138	30	571255	18
563898	23	564194	120	571286	17
563900	48	564200	88	571287	17
563901	48	564205	67	571288	17
563902	36	564244	140	571289	17
563903	36	564264	37, 39	B32073	19
563904	36	564270	24	B32739	19
563909	39	564271	24	B32790	19
563911	148	564272	142	B32793	19
563912	40	564276	143	CD1011	129
563913	40	564277	143	LM1635	22
563915	24	564278	143	LM2323	22
563916	24	564279	143	LM2533	22
563917	78, 80	564280	143	LM3131	22
563918	144	564282	143	LM4211	47
563919	144	564283	143	LM4451	22
563920	144	564317	130	LM4523	22
563921	24	564318	25	LM4533	22
563926	82	564322	37	LM5111	22
563928	72, 76	564326	97	LM5114	22
563929	72, 76	564327	97	LM5211	47
563930	33	564332	139	LM5214	47
563933	71	564334	142	LM5311	22
563939	130	564336	143	LM5324	22
563940	85	564337	85	LM5331	22

# Index

Part No.	Page No.	Part No.	Page No.	Part No.	Page No.
LM5514	22	MBA0AN	135	MBGOAE	135
LM5521	22	MBA0AP	135	MBGOAF	135
LM5544	22	MBA0AR	135	MBGOAG	135
LM5644	22	MBA0AS	135	MBGOAH	135
LM6211	23	MBA0AT	135	MBHOAA	135
LM6214	47	MBA0AZ	135	MBHOAB	135
LM6311	23	MBB0AA	135	MBHOAC	135
LM6314	23	MBB0AB	135	MBHOAD	135
LM6334	23	MBB0AC	135	MBHOAE	135
LM6344	23	MBB0AD	135	MBHOAF	135
LM6514	23	MBB0AE	135	MBHOAG	135
LM6524	23	MBB0AF	135	MBHOAH	135
LM6534	23	MBB0AG	135	MBJOAJ	135
LM6544	23	MBB0AH	135	MBJOAK	135
LM7211	47	MBB0AJ	135	MBJOAL	135
LM7214	23	MBB0AK	135	MBJOAM	135
LM7344	23	MBB0AL	135	MBJOAN	135
LM7514	23	MBB0AM	135	MBKOAJ	135
LM7534	23	MBB0AN	135	MBKOAK	135
LM7614	23	MBB0AP	135	MBKOAL	135
LM7654	23	MBB0AR	135	MBKOAM	135
LM8211	47	MBB0AS	135	MBKOAN	135
LM8314	23	MBB0AT	135	MBLOAJ	135
LM8334	23	MBB0AZ	135	MBLOAK	135
LM8354	23	MBC0AA	135	MBLOAL	135
LM8454	23	MBC0AB	135	MBLOAM	135
LM8531	23	MBC0AC	135	MBLOAN	135
LM8534	23	MBC0AD	135	MBMOAJ	135
LM8554	23	MBC0AE	135	MBMOAK	135
LM9331	23	MBC0AF	135	MBMOAL	135
LM9511	23	MBC0AG	135	MBMOAM	135
LM9521	23	MBC0AH	135	MBMOAN	135
MAAACB	132	MBC0AJ	135	MBNOAJ	135
MAAADB	132	MBC0AK	135	MBNOAK	135
MAAAEB	132	MBC0AL	135	MBNOAL	135
MAAAEC	132	MBCOAM	135	MBNOAM	135
MAABBB	132	MBCOAN	135	MBNOAN	135
MAABBC	132	MBCOAP	135	MBPOAU	135
MAABBF	132	MBCOAR	135	MBPOAV	135
MAABBG	132	MBCOAS	135	MBPOAW	135
MAABDB	132	MBCOAT	135	MBPOAX	135
MAABDC	132	MBCOAZ	135	MBPOAY	135
MAABEB	132	MBDOAA	135	MBROAU	135
MAABEF	132	MBDOAB	135	MBROAV	135
MABAAB	132	MBDOAC	135	MBROAW	135
MABACH	132	MBDOAD	135	MBROAX	135
MABAFC	132	MBDOAE	135	MBROAY	135
MABAFG	132	MBDOAF	135	MBS0AU	135
MABAHC	132	MBDOAG	135	MBS0AV	135
MABAHG	132	MBDOAH	135	MBS0AW	135
MABAJA	132	MBDOAJ	135	MBS0AX	135
MABBAC	132	MBDOAK	135	MBS0AY	135
MABBCC	132	MBDOAL	135	MM1111	26
MABBEC	132	MBDOAM	135	MM1112	26
MABBEE	132	MBDOAN	135	MM1121	26
MABBFF	132	MBDOAP	135	MM1122	26
MABBFG	132	MBDOAR	135	MM1212	26
MABBGA	132	MBDOAS	135	MM1222	26
MABBGB	132	MBDOAT	135	MM1311	26
MABBGC	132	MBDOAZ	135	MM1312	26
MABBGF	132	MBEOAA	135	MM1322	26
MABBHC	132	MBEOAB	135	MM1411	26
MABBHG	132	MBEOAC	135	MM1412	26
MACAEH	132	MBEOAD	135	MM1422	26
MACAGH	132	MBEOAE	135	MM2112	26
MACAHF	132	MBEOAF	135	MM2122	26
MACAKE	132	MBEOAG	135	MM2211	26
MACALC	132	MBEOAH	135	MM2212	26
MACANB	132	MBEOAJ	135	MM2221	26
MACBJB	132	MBEOAK	135	MM2222	26
MACBKA	132	MBEOAL	135	MM2312	26
MACBLC	132	MBEOAM	135	MM2322	26
MACBLG	132	MBEOAN	135	MM2411	26
MADBCC	132	MBEOAP	135	MM2412	26
MADBLH	132	MBEOAR	135	MM3112	26
MADBSG	132	MBEOAS	135	MM3122	26
MAEAAAB	132	MBEOAT	135	MM3211	26
MAEBGE	132	MBEOAZ	135	MM3212	26
MBA0AA	135	MBFOAA	135	MM3312	26
MBA0AB	135	MBFOAB	135	MM3322	26
MBA0AC	135	MBFOAC	135	MM3411	26
MBA0AD	135	MBFOAD	135	MM3412	26
MBA0AE	135	MBFOAE	135	MM3422	26
MBA0AF	135	MBFOAF	135		
MBA0AG	135	MBFOAG	135		
MBA0AH	135	MBFOAH	135		
MBA0AJ	135	MBGOAA	135		
MBA0AK	135	MBGOAB	135		
MBA0AL	135	MBGOAC	135		
MBA0AM	135	MBGOAD	135		





## ABOUT GRACO

Founded in 1926, Graco is a world leader in fluid handling systems and components. Graco products move, measure, control, dispense and apply a wide range of fluids and viscous materials used in vehicle lubrication, commercial and industrial settings.

The company's success is based on its unwavering commitment to technical excellence, world-class manufacturing and unparalleled customer service. Working closely with qualified distributors, Graco offers systems, products and technology that set the quality standard in a wide range of fluid handling solutions. Graco provides equipment for spray finishing, protective coating, paint circulation, lubrication, and dispensing sealants and adhesives, along with power application equipment for the contractor industry. Graco's ongoing investment in fluid management and control will continue to provide innovative solutions to a diverse global market.

## GRACO LOCATIONS

### MAILING ADDRESS

P.O. Box 1441  
Minneapolis, MN 55440-1441  
Tel: 612-623-6000  
Fax: 612-623-6777

### AMERICAS

#### MINNESOTA

Worldwide Headquarters  
Graco Inc.  
88-11th Avenue N.E.  
Minneapolis, MN 55413

### EUROPE

#### BELGIUM

European Distribution Center  
Graco Distribution BV  
Industrieterrein-Oude Bunders  
Slakweidestraat 31  
3630 Maasmechelen,  
Belgium  
Tel: 32 89 770 700  
Fax: 32 89 770 777

### ASIA PACIFIC

#### AUSTRALIA

Graco Australia Pty Ltd.  
Suite 17, 2 Enterprise Drive  
Bundoora, Victoria 3083  
Australia  
Tel: 61 3 9468 8500  
Fax: 61 3 9468 8599

#### CHINA

Graco Fluid Equipment  
(Shanghai) Co.,Ltd  
Building 7, No. 1-2, Wenshui  
Road 299  
Jing'an District  
Shanghai 200436  
P.R. China  
Tel: 86 512 6260 5711  
Fax: 86 21 6495 0077

### INDIA

Graco Hong Kong Ltd.  
India Liaison Office  
Room 432, Augusta Point  
Regus Business Centre 53  
Golf Course Road  
Gurgaon, Haryana  
India 122001  
Tel: 91 124 435 4208  
Fax: 91 124 435 4001

### JAPAN

Graco K.K.  
1-27-12 Hayabuchi  
Tsuzuki-ku  
Yokohama City, Japan 2240025  
Tel: 81 45 593 7300  
Fax: 81 45 593 7301

### KOREA

Graco Korea Inc.  
38, Samsung 1-ro 1-gil  
Hwaseong-si, Gyeonggi-do,  
18449  
Republic of Korea  
Tel: 82 31 8015 0961  
Fax: 82 31 613 9801

All written and visual data contained in this document are based on the latest product information available at the time of publication. Graco reserves the right to make changes at any time without notice.

Graco is certified ISO 9001.



**Europe**  
+32 89 770 700  
FAX +32 89 770 777  
WWW.GRACO.COM